

Bestmed Medical Scheme

Financial Statements

for the year ended 31 December 2025



*"If you want light to come into your life,
you need to stand where it is shining"*
– Unknown

bestMed

personally yours

CONTENTS

Statement of responsibility by the Board of Trustees	5
Statement of Corporate Governance by the Board of Trustees	7
Report of the Board of Trustees	10
Independent Auditor's Report	25
Statement of Financial Position	32
Statement of Profit and Loss and Comprehensive Income	33
Statement of Cash Flows	35
Notes to the Financial Statements	36



"We all live under the same sky, but we don't all have the same horizon" – Konrad Adenauer

STATEMENT OF RESPONSIBILITY BY THE BOARD OF TRUSTEES

The Board of Trustees is responsible for the preparation, integrity and fair presentation of the financial statements of Bestmed Medical Scheme.

The financial statements presented on pages 32 to 106 have been prepared in accordance with International Financial Reporting Standards (IFRS), in the manner required by the Medical Schemes Act and Regulations thereto and include amounts based on judgements and estimates made by management.

The Board considers that in preparing the financial statements they have used the most appropriate accounting policies, consistently applied and supported by reasonable and prudent judgements and estimates, and that all International Financial Reporting Standards that they consider to be applicable have been followed.

The Board is satisfied that the information contained in the financial statements fairly presents the results of operations and cash flows for the year and the financial position of the Scheme at year-end. The Board also prepared the rest of the information included in the report and is responsible for both its accuracy and its consistency with the financial statements. The financial statements have been audited by the Scheme's external auditors, who were given unrestricted access to all financial records and related data, including all minutes of meetings of the Board of Trustees and committees of the Board. The Trustees believe that all representations made to the external auditors during their audit are valid and appropriate. The audit report is presented on pages 25 to 29.

The Board is responsible for ensuring that accounting records are kept. The accounting records disclose with reasonable accuracy the financial position of the Scheme, which enables the Board to ensure that the financial statements comply with the relevant legislation.

Bestmed Medical Scheme operated in a well-established control environment, which is well documented and regularly reviewed. This incorporates risk management and internal control procedures, which are designed to provide reasonable, but not absolute assurance that assets are safeguarded and the risks facing the business are being controlled.

The going concern basis has been adopted in preparing the financial statements. The Board has no reason to believe that the Scheme will not be a going concern in the foreseeable future, based on forecasts and available cash resources. These financial statements support the viability of the Scheme.

The financial statements were approved by the Board of Trustees on 08 May 2026 and are signed on its behalf:



GS du Plessis
Chairperson



LD Jordaan
Vice-Chairperson



LB Dlamini
Principal Officer

STATEMENT OF CORPORATE GOVERNANCE BY THE BOARD OF TRUSTEES

Bestmed Medical Scheme is committed to the principles of fairness, independence, openness, integrity and accountability in all dealings with its stakeholders.

The Board conducts all its affairs according to ethical values and within a recognised governance framework. The affairs of the Scheme are managed according to the Rules of the Scheme and also adhere to all aspects of governance, as required by the Medical Schemes Act 131 of 1998, as amended. The Board complies with aspects of the Code of Corporate Practices and Conduct as set out in the King Report on Governance (King IV).

BOARD OF TRUSTEES

The Board of Trustees consists of member representatives, who are nominated and elected by the members of the Scheme, and appointed members, who are elected by members of the Board of Trustees. The Board meets regularly and monitors the performance of the Scheme, their own performance and that of the Board sub-committees, against agreed terms of reference and performance targets. The Board addresses a range of key issues and ensures that discussion of items of policy, strategy and performance is critical, informed and constructive.

INTERNAL CONTROL

The adequacy and effectiveness of the internal controls are evaluated by the Scheme's internal auditors and, as and when required, experts are consulted for professional advice.

The Scheme maintains internal controls and accounting systems designed to provide reasonable assurance as to the integrity and reliability of the financial statements and to safeguard, verify and maintain adequate accountability for its assets. Such controls are based on established policies and procedures and are implemented by trained personnel, with the appropriate segregation of duties. The Board concludes performance agreements annually with managerial staff to evaluate the outcome of existing control measures.



GS du Plessis
Chairperson



LD Jordaan
Vice-Chairperson



LB Dlamini
Principal Officer

"Light does not shout; it simply shows the way"
– Adapted from reflective writings on light

REPORT OF THE BOARD OF TRUSTEES



The Board of Trustees hereby presents its report for the year ended 31 December 2025.

1. DESCRIPTION OF THE MEDICAL SCHEME

1.1 Terms of Registration

Bestmed Medical Scheme ("the Scheme") is a not-for-profit, open medical scheme, registered in terms of the Medical Schemes Act 131 of 1998, as amended ("Medical Schemes Act"), and complies with the Regulations made in terms of section 67 of the Medical Schemes Act, registration number 1252. The Scheme is self-administered and the administration accreditation number is 62.

1.2 Benefit Options

The Scheme offered fourteen benefit options for the year under review, eleven original options and three Efficiency Discounted Options (EDOs). The EDOs are included in the original eleven options for reporting purposes.

Beat1
Beat1 Network - EDO
Beat2
Beat2 Network - EDO
Beat3
Beat3 Network - EDO
Beat3 Plus
Beat4
Pace1
Pace2
Pace3
Pace4
Rhythm1
Rhythm2

1.3 Savings Plan

In order to provide a facility for medical scheme members to set funds aside to meet future healthcare costs not covered in the benefit options, the Board of Trustees has made the savings plan option available for some of its benefit options.

Members pay an agreed sum into this savings account. These amounts differ per option and comprise the following percentage of gross contributions:

BENEFIT OPTION	PERCENTAGE
Beat1	None
Beat1 Network - EDO	None

BENEFIT OPTION	PERCENTAGE
Beat2	16%
Beat2 Network - EDO	16%
Beat3	15%
Beat3 Network - EDO	15%
Beat3 Plus	25%
Beat4	14%
Pace1	19%
Pace2	14%
Pace3	14%
Pace4	3%
Rhythm1	None
Rhythm2	None

Savings are refundable upon a member enrolling in another benefit option or medical scheme without a personal medical savings account, or does not enrol in another medical scheme, in which case the accumulated unutilised personal medical savings account balance will be transferred to the member in terms of the Scheme Rules.

Unexpended savings amounts are accumulated for the long-term benefit of the member. Interest is payable on credit balances equal to the interest earned on cash and cash equivalents and money market funds invested and no interest is charged on savings advances to members.

The insurance contract liability to the members in respect of the savings plan is considered a non-distinct investment component (in terms of IFRS 17 Insurance Contracts) and as such included in the measurement of insurance contract liabilities in the financial statements, but constitutes trust money and is managed on the members' behalf in terms of the Scheme Rules. All unspent personal medical savings balances are invested in a separate trust account and are not managed as part of the assets of the Scheme. Except for the aforementioned changes introduced by IFRS 17, this treatment of members savings accounts is consistent with prior year's accounting treatment in line with guidance provided by the Council for Medical Schemes ("CMS") which allows either for the recognition of members savings as assets of the Scheme or as members' funds.

1.4 Reinsurance contracts

The Scheme had the following reinsurance contracts in 2025:

Netcare 911 provided transportation or emergency medical response to the Scheme's members. Claims incurred and recoveries received were calculated based on utilisation figures obtained from Netcare 911. The net income on the reinsurance contract was R12,891,760 (2024: R16,204,972).

Preferred Provider Negotiators provided members on the Beat3 Plus, Beat4 and all of the Pace and Rhythm options optical services which include consultations, frames, lenses and contact lenses. Claims incurred and recoveries received were calculated based on utilisation figures obtained from Preferred Provider Negotiators. The net income on the reinsurance contract was R4,897,104 (2024: R12,226,011).

AZOZA (previously known as Europ Assistance), provided international transportation or emergency medical response to the Scheme's members. The Scheme contracted with AZOZA at a rate of R6.21 (2024: R5.40) per member. The net expense on the reinsurance contract was R796,859 (2024: R6,332,174).

Refer to Note 9 to the financial statements for further disclosure.

2. MANAGEMENT

2.1 Board of Trustees in office during the year under review:

2.1.1 ELECTED BY THE MEMBERS	TERM OF OFFICE
A Hartzenberg	2022 - 2026
M Slabbert	2022 - 2026
L De Vries	2022 - 2026
C Lombard	2024 - 2028
TH du Buisson	2024 - 2028

2.1.2 BOARD-APPOINTED TRUSTEES	TERM OF OFFICE
GS du Plessis - CA(SA) (Chairperson)	2022- 2026
BE Legobye	2022 - 2026
L Shah	2023 - 2026
M Brewis	2024 - 2028
LD Jordaan	2024 - 2028

2.2 Principal Officer and Chief Executive Officer

LB Dlamini

Given that the Scheme is self administered, LB Dlamini is appointed in the capacity of Principal Officer (PO) and Chief Executive Officer and is referred to as PO for disclosure purposes in the financial statements.

2.3 Registered office address and postal address

Bestmed Medical Scheme

Block A Glenfield Office Park 361 Oberon Avenue Faerie Glen Pretoria 0081	PO Box 2297 Pretoria 0001
--	---------------------------------

2.4 Investment Advisors

Willis Towers Watson (Pty) Ltd

Illovo Edge 1 Harries Road Illovo Johannesburg 2196	Postnet Suite 154 Private Bag x 1 Melrose Arch 2076
---	--

FSP number: 2545

2.5 Investment Managers

M&G Investment Managers (Pty) Ltd

7 th Floor Protea Place 30 Dreyer Street Claremont 7708	PO Box 44813 Claremont Cape Town 7735
--	--

FSP number: 45199

Allan Gray Life Limited

1 Silo Square V & A Waterfront Cape Town 8001	PO Box 51318 V & A Waterfront Cape Town 8002
--	---

FSP number: 6663

Ninety One Fund Managers SA (RF) (Pty) Ltd

36 Hans Strijdom Avenue Foreshore Cape Town 8001	PO Box 1655 Cape Town 8000
---	----------------------------------

FSP number: 587

Aluwani Capital Partners (Pty) Ltd

EPPF Office Park 24 Georgian Crescent East Bryanston East 2152	Private Bag X 75 Bryanston 2021
---	---------------------------------------

FSP Number: 46196

27four Life Limited (ABAX)

Cavendish Links Building 2 1 Cavendish Street Claremont 7708	P O Box 522417 Saxonworld Johannesburg 2132
---	--

FSP Number: 856

Sanlam Investment Management (Pty) Ltd

55 Willie Van Schoor Road
Bellville
Cape Town
7530

Private Bag X8
Tyger Valley
Bellville
7536

FSP number: 579

STANLIB Collective Investments (RF) (Pty) Ltd

17 Melrose Boulevard
Melrose Arch
2076

P O Box 202
Melrose Arch
2076

FSP Number: 590

2.6 Actuaries

Insight Actuaries & Consultants

Insight Actuaries & Consultants
2nd Floor Gateway West
22 Magwa Crescent
Waterval City
Midrand
2066

Postnet Suite 026
Private Bag X159
Halfway House
Midrand
Gauteng
1685

2.7 Auditors

Deloitte & Touche

5 Magwa Crescent
Waterval City
Midrand
2090

Private Bag X6
Gallo Manor
2052

4. REVIEW OF THE ACCOUNTING PERIOD'S ACTIVITIES

4.1 Statutory Solvency Ratio

The solvency ratio is calculated as follows:

	2025	2024
	R'000	R'000
Insurance liability attributable to members for future benefits	4 588 215	3 619 568
Less: Cumulative unrealised investment gains	(1 174 858)	(785 454)
Accumulated funds as per Regulation 29	3 413 357	2 834 114
Gross insurance revenue from contracts measured under the PAA	9 712 383	8 528 023
Solvency ratio calculated as the ratio of accumulated funds/Gross insurance revenue from contracts measured under the PAA x 100	35.14%	33.23%

3. INVESTMENT STRATEGY OF THE SCHEME

The Scheme's investment objectives are to maximise the return on its investments on a long-term basis at limited risk. The investment strategy takes into consideration the restrictions imposed by the Medical Schemes Act and those imposed by the Board of Trustees.

The Investment Committee monitors the performance of the Scheme's investments in conjunction with the Scheme's investment advisors to ensure maximum returns are achieved. Expert advice is obtained from Willis Towers Watson to assist in developing an appropriate investment strategy and portfolio.

Given that the central purpose of the Scheme is to provide medical benefits to members, rather than to maximise investment returns, a limited risk appetite is adopted. The Investment Committee believes the primary objective the Scheme needs to manage, is to earn a sufficient investment return in excess of inflation over a five-year period, without losing focus on downside capital protection over a one-year period. As part of the Investment Committee's mandate, the Committee constantly review returns achieved and alters the investment decisions in the best interests of the members.

4.2 Results of Operations

The results of the operation of the Scheme are set out in the financial statements and the Board of Trustees is of the opinion that no further clarification is required. The objectives, policies and procedures for managing insurance risk and the method used to manage those risks are included in Note 26 to the financial statements.

4.3 Insurance contract liabilities

Movements on the liability for incurred claims are set out in Note 11 to the financial statements. The basis of calculation of the liability for incurred claims is discussed in Note 26 to the financial statements.

5. ACTUARIAL SERVICES

The Scheme's actuaries have been consulted in the determination of the contribution and benefit levels, the outstanding claims provision as well as the IAS 19 retirement benefit obligations.

6. RELATED PARTY TRANSACTIONS

Refer to related parties disclosure in Note 23 to the financial statements, and trustee remuneration disclosure in Note 22 to the financial statements.

7. CORPORATE GOVERNANCE

The Scheme, through its Board, is committed to the principles of fairness, ethical conduct, integrity, accountability and good governance in all its dealings with stakeholders. The Scheme complies to aspects of good governance as espoused in the Medical Schemes Act and its regulations as amended.

During 2025, the Board relied on the committees listed below to oversee different aspects of the Scheme's operations. The committees do not assume the functions of management, these remain the responsibility of the Principal Officer and other members of senior management. Further information on each committee of the Board is provided below:

AUDIT COMMITTEE

The Scheme has an Audit Committee in accordance with the provisions of the Medical Schemes Act.

The Committee is mandated by the Board of Trustees by means of written terms of reference as to its membership, authority and duties. The Committee consists of five members of which two are members of the Board of Trustees. The majority of the members, including the Chairperson, are not officers of the Scheme. The Principal Officer, Internal and External Auditors, attended all Audit Committee meetings except for three "in committee" meetings and have unrestricted access to the Chairperson of the Committee.

The Committee met four times during the year and comprised the following members:

G Nzalo	Independent member - Chairperson (term of office ended 26 June 2025)
T Boesch	Independent member (effective 26 June 2025)
M Brewis	Trustee member
S Mlangeni - CA(SA)	Independent member
S Thomas - CA(SA)	Independent member - Chairperson (term as chairperson effective 26 June 2025)
LD Jordaan	Trustee member

RISK MANAGEMENT COMMITTEE

The role of the Committee is to ensure that the Scheme has implemented an effective policy and plan for risk management that will enhance the Scheme's ability to achieve its strategic objectives and that disclosure regarding risk is comprehensive, timely and relevant. The Committee is mandated by the Board of Trustees by means of formal terms of reference as to its membership, authority and duties. The Principal Officer, Chairperson of the Audit Committee, and senior management attend meetings of the Committee.

The Committee held four meetings and two special meetings during the year and comprised the following members:

BE Legobye	Trustee member
L de Vries	Trustee member
LD Jordaan	Trustee member - Chairperson
M Slabbert	Trustee member
S Thomas - CA(SA)	Independent member

INVESTMENT COMMITTEE

The role of the Committee is to advise the Board of Trustees and Management on the best possible investment of the Scheme's resources available for that purpose, amendments to, or the re-investment of existing investments and possible steps that may be considered in respect of the investment of available funds. The Committee is mandated by the Board of Trustees by means of formal terms of reference as to its membership, authority and duties. The Principal Officer, senior management and Willis Towers Watson attend meetings of the Committee.

The Committee met four times during the year and comprised the following members:

A Hartzenberg	Trustee member - Chairperson
C Lombard	Trustee member
GS du Plessis - CA(SA)	Trustee member
L Shah	Trustee member
M Brewis	Trustee member

REMUNERATION AND HUMAN RESOURCES COMMITTEE

The role of the Committee is to ensure the remuneration policy and practices are regularly reviewed, that the Scheme remunerates the Board of Trustees, senior management and its employees fairly and responsibly and that disclosure of trustee and senior management remuneration is accurate, complete and transparent. The Committee is mandated by the Board of Trustees by means of formal terms of reference as to its membership, authority and duties.

The Committee met three times during the year and comprised the following members:

C Lombard	Trustee member
GS du Plessis - CA(SA)	Trustee member
M Slabbert	Trustee member
S Stevens	Independent member - Chairperson
TH du Buisson	Trustee member

DISPUTES COMMITTEE

The role of the Disputes Committee is to adjudicate medical aid claim related disputes concerning membership status and medical scheme benefits of a member that may arise against the Scheme. The Committee is mandated by the Board of Trustees by means of formal terms of reference as to its membership, authority and duties.

The Committee met twice during the year and comprised the following members:

C Green-Thompson	Independent member - Chairperson (term as chairperson effective 26 June 2025)
H van Rooyen	Independent member - Chairperson (term as chairperson ended 26 June 2025)
C Slump	Independent member

SOCIAL AND ETHICS COMMITTEE

The role of the Committee is to oversee and monitor, rather than be responsible for the implementation of operational responsibilities for which Executive Management is accountable. The Committee is mandated by the Board of Trustees by means of formal terms of reference as to its membership, authority and duties.

The Committee held three meetings and two special meetings during the year and comprised the following members:

A Hartzenberg	Trustee member
BE Legobye	Trustee member - Chairperson
L de Vries	Trustee member
L Shah	Trustee member
TH du Buisson	Trustee member

INFORMATION TECHNOLOGY (IT) COMMITTEE

The role of the Committee is to oversee and govern the Scheme's strategic investment in IT, data protection, and information management. The Committee is mandated by the Board of Trustees by means of formal terms of reference as to its membership, authority and duties.

The Committee held four meetings during the year and comprised the following members:

GS du Plessis - CA(SA)	Trustee member
BE Legobye	Trustee member
A Hartzenberg	Trustee member
LD Jordaan	Trustee member
U Exner	Independent member - Chairperson

8. EVENTS SUBSEQUENT TO THE STATEMENT OF FINANCIAL POSITION DATE

No material events took place between the Statement of Financial Position as at 31 December 2025 and the date of this report.

9. AMALGAMATIONS

No amalgamations occurred in 2025.

10. COUNCIL FOR MEDICAL SCHEMES: ANNUAL FINANCIAL STATEMENTS AND ANNUAL RETURN SUBMISSION

As per the CMS Circular 13 of 2026 issued on 16th April 2026, The Scheme acknowledges that the submission date for the Financial Annual Statutory Return is 29 May 2026.

11. BESTMED'S POSITION ON THE NHI

The Scheme continues to remain abreast of developments and acknowledges and supports the importance of adopting Universal Healthcare principles and believe that all medical schemes have a fundamental role to contribute to what is a national imperative.

The Scheme is of the view that the public and private healthcare sectors can work together in providing quality healthcare to its citizens and is committed to continuous engagement and partnership with Government to collaboratively find a path that allows Schemes to continue to fulfil a meaningful role in the healthcare value chain, but also contribute to enabling access to high-quality healthcare into the future.

12. KING V REPORT ON CORPORATE GOVERNANCE

The Board is cognisant of the release of King V on the 31 October 2025 and will comply with the changes of the Code of Corporate Practices and Conduct as recommended effective from 01 January 2026.

13. TRUSTEE MEETING ATTENDANCE

The following schedule sets out Board of Trustees meeting attendances and attendances by members of Board subcommittees. A quorum was present for all Board of Trustees' meetings held in 2025. Trustee remuneration is disclosed in Note 22 to the financial statements.

A - Total possible number of meetings that could have been attended.

B - Actual number of meetings attended.

Trustee member	Board meetings		Audit Committee		Risk Committee		Investment Committee		Remuneration Committee		Social and Ethics Committee		IT Committee	
	A	B	A	B	A	B	A	B	A	B	A	B	A	B
M Brewis	7	6	4	4			4	4						
L de Vries	7	7			6	6					4	3		
TH du Buisson	7	7							3	3	4	4		
GS du Plessis	7	7					4	4	3	3			4	4
A Hartzenberg	7	7					4	4			4	4	4	4
L Jordaan	7	7	4	4	6	6					0*	1	4	4
BE Legobye	7	6			6	6					4	4	4	4
C Lombard	7	7					4	4	3	3				
M Slabbert	7	7			6	6			3	3				
L Shah	7	7					4	4			4	4		

Independent members	Audit Committee		Risk Committee		Remuneration Committee		Disputes Committee		IT Committee		Board Meetings	
	A	B	A	B	A	B	A	B	A	B	A	B
G Nzalo - CA(SA) - (Term of office ended 26 June 2025)	2	2										
T Boesch - CA(SA) - (Effective 26 June 2025)	2	2										
S Mlangeni - CA(SA)	4	4										
S Thomas - CA(SA) - Chairperson of Audit committee	4	4	6	6							0*	1
S Stevens					3	3						
C Green-Thompson							2	2				
H van Rooyen							2	2				
C Slump - Chairperson of Dispute committee							2	2				
U Exner - Chairperson of IT committee									4	4		

*Attended as an invitee

Apologies were received in instances where Trustees and Independent Members were unable to attend a meeting.



"We all live under the same sky, but we don't all have the same horizon" – Konrad Adenauer



14. OPERATIONAL STATISTICS PER BENEFIT OPTION

2025	Beat1	Beat2	Beat3	Beat3 Plus	Beat4	Pace1	Pace2	Pace3	Pace4	Rythm1	Rythm2	Total Scheme
Members at 31 December	12 450	56 368	8 160	1 775	2 074	29 943	7 286	4 453	1 484	831	1 300	126 124
Average number of members for the accounting period	12 213	55 151	7 877	1 366	2 130	29 693	7 425	4 477	1 519	822	1 351	124 023
Dependants at 31 December	12 755	57 159	8 951	1 997	2 123	43 562	4 300	3 500	598	423	698	136 066
Average number of dependants for the accounting period	12 474	55 914	8 466	1 458	2 183	43 367	4 446	3 570	614	410	721	133 622
Average beneficiaries for the accounting period	24 686	111 065	16 343	2 824	4 313	73 059	11 871	8 046	2 133	1 232	2 073	257 644
Ratio of average dependants at 31 December	1.02	1.01	1.07	1.07	1.03	1.46	0.60	0.80	0.40	0.50	0.53	1.08
Average age of beneficiaries for the accounting period	37.46	32.17	38.33	36.24	47.95	35.54	59.16	59.52	68.15	34.21	49.44	37.25
Ratio of beneficiaries older than 65 years	10.96%	5.16%	14.66%	11.37%	27.47%	11.92%	50.83%	51.21%	71.13%	14.75%	32.53%	12.78%
Insurance revenue per average member per month	3 693	3 634	5 404	5 609	9 040	7 278	9 726	11 802	15 185	2 376	4 320	5 539
Insurance revenue per average beneficiary per month	1 827	1 805	2 605	2 712	4 464	2 958	6 083	6 566	10 814	1 585	2 817	2 667
Insurance service expenses per average member per month	3 373	3 407	4 944	5 690	7 928	6 152	9 859	12 367	15 615	2 553	5 420	5 137
Insurance service expenses per average beneficiary per month	1 669	1 692	2 383	2 752	3 915	2 500	6 167	6 881	11 121	1 704	3 534	2 473
Insurance service expenses as a percentage of insurance revenue	91.4%	93.7%	91.5%	101.5%	87.7%	84.5%	101.4%	104.8%	102.8%	107.5%	125.5%	92.7%
Relevant healthcare expenditure per average beneficiary per month	1 552	1 569	2 254	2 624	3 777	2 391	6 007	6 722	10 945	1 570	3 377	2 350
Relevant healthcare expenditure as a percentage of insurance revenue	85%	87%	86%	96%	84%	80%	98%	102%	101%	99%	120%	88%
Directly attributable insurance service expenses per average beneficiary per month	117	123	128	127	139	109	160	159	176	134	158	123
Directly attributable insurance service expenses as a percentage of insurance revenue	6.39%	6.83%	4.93%	4.70%	3.10%	3.69%	2.62%	2.42%	1.63%	8.47%	5.60%	4.60%

2024	Beat1	Beat2	Beat3	Beat3 Plus	Beat4	Pace1	Pace2	Pace3	Pace4	Rythm1	Rythm2	Total Scheme
Members at 31 December	11 940	52 979	7 981	747	2 323	29 620	7 738	4 609	1 608	714	1 448	121 707
Average number of members for the accounting period	11 494	51 403	7 988	659	2 390	29 629	7 904	4 650	1 635	657	1 487	119 896
Dependants at 31 December	11 973	54 269	8 414	766	2 417	43 812	4 803	3 805	668	344	794	132 065
Average number of dependants for the accounting period	11 490	52 884	8 364	699	2 474	43 873	4 940	3 872	684	313	832	130 424
Average beneficiaries for the accounting period	22 984	104 287	16 352	1 358	4 864	73 502	12 844	8 522	2 319	970	2 318	250 320
Ratio of average dependants at 31 December	1.00	1.03	1.05	1.06	1.04	1.48	0.62	0.83	0.42	0.48	0.56	1.09
Average age of beneficiaries for the accounting period	37.00	31.70	38.10	39.31	47.53	35.31	58.20	58.04	67.30	34.52	48.46	36.81
Ratio of beneficiaries older than 65 years	10.20%	4.70%	14.20%	15.07%	26.33%	11.47%	48.74%	48.15%	69.02%	13.71%	31.71%	12.71%
Insurance revenue per average member per month	3 252	3 238	4 759	5 002	8 052	6 497	8 704	10 501	13 471	2 029	3 923	5 035
Insurance revenue per average beneficiary per month	1 626	1 596	2 325	2 426	3 956	2 619	5 356	5 730	9 499	1 374	2 516	2 412
Insurance service expenses per average member per month	3 262	3 164	4 626	5 514	8 439	6 003	9 588	11 369	15 115	2 228	4 844	5 011
Insurance service expenses per average beneficiary per month	1 631	1 560	2 260	2 675	4 146	2 420	5 900	6 204	10 659	1 509	3 107	2 400
Insurance service expenses as a percentage of insurance revenue	100.3%	97.7%	97.2%	110.2%	104.8%	92.4%	110.2%	108.3%	112.2%	109.8%	123.5%	99.5%
Relevant healthcare expenditure per average beneficiary per month	1 517	1 440	2 133	2 549	4 030	2 313	5 745	6 049	10 485	1 376	2 960	2 280
Relevant healthcare expenditure as a percentage of insurance revenue	93%	90%	92%	100%	102%	88%	107%	105%	110%	101%	118%	94%
Directly attributable insurance service expenses per average beneficiary per month	115	120	127	126	115	107	155	155	174	132	147	120
Directly attributable insurance service expenses as a percentage of insurance revenue	7.06%	7.50%	5.47%	5.19%	2.92%	4.09%	2.90%	2.70%	1.83%	9.63%	5.85%	4.97%

14. OPERATIONAL STATISTICS PER BENEFIT OPTION (CONTINUED)

OPERATIONAL STATISTICS FOR THE SCHEME

	2025	2024
Average accumulated funds per average member at 31 December	27 522	23 638
Average accumulated funds per average beneficiary at 31 December	13 248	11 322
Return on investments as a percentage of investments	8.59%	8.55%
Directly attributable and non-attributable expenses as a percentage of gross insurance revenue	6.42%	6.99%

15. NON-COMPLIANCE WITH MEDICAL SCHEMES ACT 131 OF 1998, AS AMENDED

NON-COMPLIANCE NATURE AND CAUSE MANAGEMENT ACTION

Non-Compliance with S26(7) of the Medical Schemes Act & Scheme Rule 13.2.1	<p>Section 26(7) of the Medical Schemes Act states that Contributions must be received within three days of becoming due.</p> <p>Furthermore Scheme rule 13.2.1 stated that Subscriptions shall be due monthly in advance, or in arrears as shall be determined and approved by the Scheme, on the following dates:</p> <p>13.2.1.1 On the 20th (twentieth); or</p> <p>13.2.1.2 On the 25th (twenty-fifth); or</p> <p>13.2.1.3 On the 1st (first); or</p> <p>13.2.1.4 As agreed upon between the Scheme and an Employer, and be payable by not later than the 3rd (third) day after each respective due date of each month.</p> <p>There were instances whereby the Scheme, in absence of any agreement or understanding received contributions more than 3 days after due date.</p>	<p>Employer group discrepancies are actively monitored and rectified on a monthly basis.</p>
Non-compliance with Section 59(2) of the Medical Schemes Act & Scheme Rule 16.3	<p>Section 59(2) of the Medical Schemes Act states the following: "A medical scheme shall, in the case where an account has been rendered, subject to the provisions of this Act and the rules of the medical scheme concerned, pay to a member or a supplier of service, any benefit owing to that member or supplier of service within 30 days after the day on which the claim in respect of such benefit was received by the medical scheme".</p> <p>Furthermore Scheme rule 16.3 states the following:</p> <p>Subject to the respective provisions of Rules 12.7, 17.2 and 17.4, the Scheme shall, where an account has been correctly rendered, pay any benefit that is due to a Member, either to that Member or to the supplier of the relevant health service who rendered the account, within 30 (thirty) days after the date of receipt of the claim pertaining to such benefit.</p> <p>Instances were identified where claims were paid 30 days after the day on which the claim was received by the Scheme.</p>	<p>Claims are paid bi-weekly and where further investigation is required, this could result in the claim being paid after 30 days from notification.</p>

15. NON-COMPLIANCE WITH MEDICAL SCHEMES ACT 131 OF 1998, AS AMENDED (CONTINUED)

NON-COMPLIANCE NATURE AND CAUSE MANAGEMENT ACTION

Non-compliance with Section 33(2) (b) of the Medical Schemes Act	<p>Section 33(2)(b) of the Medical Schemes Act states the following: The Registrar shall not approve any benefit option under this section unless the Council is satisfied that such benefit option—</p> <p>(a) includes the prescribed benefits;</p> <p>(b) shall be self-supporting in terms of membership and financial performance;</p> <p>(c) is financially sound; and will not jeopardise the financial soundness of any existing benefit option within the medical scheme.</p> <p>During the year under review four benefit options of the Scheme, namely Beat3 Network, Rhythm1, Rhythm2 and Pace3 incurred a Net Deficit.</p>	<p>The Scheme monitors the results of all options and evaluates different strategies to improve the financial outcomes of all options. The strategy on sustainability of options must balance short and long-term financial considerations, with fairness to both healthy and sick members and with continued affordability of cover for members on different levels of income and needs. The Scheme remains committed to comply with the applicable legislation, as far as possible, but also focuses on the overall stability and financial position of the Scheme as a whole and not only on individual options.</p>
Non-compliance with Section 35(6) (a) of the Medical Schemes Act	<p>Section 35(6)(a) states that "A medical scheme shall not encumber its assets" The Scheme registered as a financial service provider with the Financial Sector Conduct Authority (FSCA). Registration number 44058. The FSCA required a guarantee of R1 million in terms of section 8(7) of the FSCA Board notice 106 of 2008.</p> <p>The terms of the Scheme building lease agreement required a guarantee to an amount of R2 523 036.</p>	<p>The Scheme obtained CMS exemption for guarantees in respect of the FSCA for the duration of the guarantee and building lease (until 31 December 2025).</p>
Non-compliance with Section 35(8) (a), (c) and (d) of the Medical Schemes Act	<p>Section 35(8) of the Medical Schemes Act states that "A medical scheme shall not invest any of its assets in the business of or grant loans to</p> <p>(a) An employer who participates in the medical scheme or any administrator or any arrangement associated with the medical scheme;</p> <p>(b) any other medical scheme;</p> <p>(c) any administrator and (d) any person associated with any of the above".</p> <p>Due to some of the Scheme's employer groups being listed on the JSE, investments were made in a certain number of its employer groups listed on the JSE through the portfolios of the investment products the Scheme utilises. This is also applicable to a JSE listed medical scheme administrators groups.</p>	<p>The CMS has granted the Scheme an exemption from section 35(8)(a), (c) and (d) of the Medical Schemes Act until 31 December 2028.</p>
Non-compliance with Section 65 (2) of the Medical Schemes Act and Regulation 28	<p>Section 65 of the Medical Schemes Act states the following: A medical scheme may compensate any person, in cash or otherwise, in accordance with its rules, for the introduction or admission of a member to that medical scheme.</p> <p>(2) The Minister may prescribe the amount of the compensation which, the category of persons to whom, the conditions upon which, and any other circumstances under which, a medical scheme may compensate any person in terms of subsection(1). Circular 2 of 2025, provides that the maximum amount payable in terms of Section 65 of the Medical Scheme Act is R121,84 plus VAT.</p> <p>An instance was identified, where commission amount paid to the broker was not VAT inclusive, and another where the commission was not paid at all, as per Circular 2 of 2025 and in accordance with Section 65 of the Medical Schemes Act.</p>	<p>These were oversights and isolated instances which have been corrected.</p>

15. NON-COMPLIANCE WITH MEDICAL SCHEMES ACT 131 OF 1998, AS AMENDED (CONTINUED)

NON-COMPLIANCE	NATURE AND CAUSE	MANAGEMENT ACTION
Non-Compliance with Regulation 8 of the Medical Scheme Act & Scheme Rule 13.5.4	<p>Regulation 8 of the Medical Schemes Act No 31 of 1998, as amended, states the following: “(1) Subject to the provisions of the regulation, any benefit option that is offered by a Medical Scheme must pay in full, without co-payment or the use of deductibles, the diagnosis, treatment and care costs of the prescribed minimum benefit conditions”.</p> <p>Furthermore Rule 13.5.4 of the Scheme Rules states that: “The balance standing to the credit of a Member in terms of any option which provides for individual medical savings accounts shall be for the exclusive benefit of the Member and his Dependents: Provided that such savings account; shall not be used to pay for the costs of prescribed minimum benefits”.</p> <p>An instance was identified where a prescribed minimum benefit “PMB” claim was incorrectly paid from savings.</p>	<p>Reversal to savings was subsequently effected after investigating the nature of the claim.</p>
Non-compliance with Section 28(c) of the Medical Schemes Act	<p>Section 28(c) of the Medical Schemes Act states that no person shall claim or accept benefits in respect of himself or herself or any dependant from any medical scheme other than the medical scheme of which he or she is a member or a dependant.</p> <p>An instance was identified where a membership was activated in the incorrect period and medicine claims erroneously paid as a consequence.</p>	<p>The membership was subsequently updated and the member requested to refund the Scheme.</p>



“We all live under the same sky, but we don’t all have the same horizon” – Konrad Adenauer



INDEPENDENT AUDITOR'S REPORT

Deloitte.

Private Bag X6
Gallo Manor 2052
South Africa

Deloitte & Touche
Registered Auditors
Audit & Assurance
Audit
Deloitte
5 Magwa Crescent
Waterfall City
Waterfall 2090

Tel: +27 (0)11 806 5000
www.deloitte.com



Independent Auditor's Report

To the Members of Bestmed Medical Scheme

Report on the Audit of the Financial Statements

Opinion

We have audited the financial statements of Bestmed Medical Scheme (the Scheme), set out on pages 32 to 106, which comprise the statement of financial position as at 31 December 2025, the statement of profit and loss and comprehensive income, and the statement of cash flows, for the year then ended, and notes to the financial statements, including a summary of material accounting policy information.

In our opinion, these financial statements present fairly, in all material respects, the financial position of Bestmed Medical Scheme as at 31 December 2025 and its financial performance and cash flows for the year then ended, in accordance with IFRS Accounting Standards as issued by the International Accounting Standards Board and the requirements of the Medical Schemes Act of South Africa.

Basis for Opinion

We conducted our audit in accordance with International Standards on Auditing (ISAs). Our responsibilities under those standards are further described in the *Auditor's Responsibilities for the Audit of the Financial Statements* section of our report. We are independent of the Scheme in accordance with the Independent Regulatory Board for Auditors' *Code of Professional Conduct for Registered Auditors* (IRBA Code), as applicable to audits of financial statements of public interest entities, and other independence requirements applicable to performing audits of financial statements in South Africa. We have fulfilled our other ethical responsibilities in accordance with the IRBA Code and in accordance with other ethical requirements applicable to performing audits in South Africa. The IRBA Code is consistent with the corresponding sections of the International Ethics Standards Board for Accountants' *International Code of Ethics for Professional Accountants (including International Independence Standards)*. We believe that the audit evidence we have obtained is sufficient and appropriate to provide a basis for our opinion.

In terms of the IRBA Rule on Enhanced Auditor Reporting for the Audit of Financial Statements of Public Interest Entities, published in Government Gazette No. 49309 dated 15 September 2023 (EAR Rule), we report:

Final Materiality

We define materiality as the magnitude of misstatement in the financial statements that makes it probable that the economic decisions of a reasonably knowledgeable person would be changed or influenced. We use materiality both in planning the nature and extent of our audit work and in evaluating the results of our work.



Managing Partner: ML Tshabalala

A full list of partners and directors is available on request

B-BBEE rating: Level 1 contribution in terms of the DTI Generic Scorecard as per the amended Codes of Good Practice

Associate of Deloitte Africa, a Member of Deloitte Touche Tohmatsu Limited

Based on our professional judgement, we determined materiality for the financial statements as a whole as follows:

Materiality:	R82 million (2024: R72 million).
How we determined it:	1% of Insurance revenue for the year. The insurance revenue balance is Gross Insurance Revenue less Personal Medical savings contributions.
Rationale for the materiality benchmark applied:	A key judgement in determining materiality is the determination of the appropriate benchmark to use which should be based on our understanding of the needs of the users of the financial statements. We have determined the users of the financial statements to be the members of Bestmed Medical Scheme. We chose insurance revenue as the primary benchmark as it is the benchmark against which the performance of the Scheme is measured by users.

Key Audit Matters

Key audit matters are those matters that, in our professional judgement, were of most significance in our audit of the financial statements of the current period. These matters were addressed in the context of our audit of the financial statements as a whole, and in forming our opinion thereon, and we do not provide a separate opinion on these matters.

In terms of the EAR Rule, we are required to report the outcome of audit procedures or key observations with respect to the key audit matters and these are included below.

Key audit matter Note 11 of the Annual Financial Statements	How the matter was addressed in the audit
<p>Valuation of the liability for incurred claims ("LIC") included in the Insurance Contract Liability.</p> <p>The Insurance Contract Liability as per Note 11 is made up of the following 3 components:</p> <ul style="list-style-type: none"> The Present Value of Future Cash Flows of R1 739 013 800 (2024: R1 687 743 864) The Risk adjustment of R9 648 858 (2024: R9 912 533); and The Liability for remaining coverage of R35 801 448 (2024: R49 726 623) recognised for the estimated cost of healthcare benefits that have been incurred prior to year-end but that were only reported to the Scheme after year-end. <p>The provision for the estimated cost of healthcare benefits that had occurred before the year-end, but that had not been reported to the Scheme and the Risk adjustments (RA) are components that make up the liability for incurred claims ("LIC").</p> <p>The LIC includes the component recognised for the estimated cost of healthcare benefits that have been incurred prior to year-end but are only reported to the Scheme after year-end. The LIC also includes a risk adjustment for non-financial risk.</p> <p>The determination of the provision for the estimated costs of healthcare benefits that have occurred before the year end but have not been reported to the Scheme by that date, requires the Scheme's Trustees to make assumptions in the valuation thereof, which is determined with reference to an estimation of the ultimate cost of settling all claims incurred but not yet reported at the Statement of Financial Position date.</p>	<p>We obtained an understanding from the Scheme's actuaries regarding the process followed in calculating the provision for the estimated cost of healthcare benefits that had occurred before the year-end, but that had not been reported to the Scheme and the Risk Adjustment for Non-financial Risk.</p> <p>We evaluated the calculations approved by the board of trustees and performed procedures which included:</p> <ul style="list-style-type: none"> Considering the design and implementation of the Scheme's key controls within the provision for the estimated cost of healthcare benefits that had occurred before the year-end, but that had not been reported to the Scheme process and RA calculation though gaining an understanding of the end-to end claims and LIC provision business process. Evaluated the competence, capabilities, and objectivity of the Scheme's actuary. We obtained the report of the Scheme's actuary relating to the provision at year end and tested the appropriateness of the estimate as follows: <ul style="list-style-type: none"> Obtained an understanding of the method and models used in calculating the provision estimate. With the assistance of our actuarial specialists, we assessed the appropriateness of the methodology and assumptions used in determining the provision for the estimated cost of healthcare benefits that had occurred before the year-end, but that had not been reported to the Scheme and RA components in terms of acceptable methodologies, industry standards, and that they meet the measurement objectives of IFRS 17.

<p>This is an estimate of the future payments to be made on claim events that have taken place during the reporting period but have yet to be reported and paid.</p> <p>The calculation is based on a number of factors which include:</p> <ul style="list-style-type: none"> Previous experience in claims patterns; Claims settlement patterns; Changes in the nature and number of members according to gender and age; Trends in claims frequency. Changes in the claims processing cycle; Variations in the nature and average cost per claim; and Other factors such as expectations of future events that are believed to be reasonable to be taken into account in the valuation of the provision for the estimated costs of healthcare benefits that have occurred before the year end but have not been reported to the scheme by that date. <p>Under IFRS 17, Insurance Contracts ("IFRS 17"), a risk adjustment reflects the compensation that the entity requires for bearing the uncertainty for the amount and the timing of the cashflows that arise from non-financial risk during the coverage period. The RA is principle-based and exhibits the following main properties:</p> <ul style="list-style-type: none"> Reflects risks and uncertainty as viewed by the Scheme; Considers all aspects of non-financial risk and uncertainty; and Excludes financial risks, such as investment returns (cash flows not directly tied to contract). <p>The abovementioned factors require judgement and assumptions to be made by the Scheme's Trustees and therefore accordingly, for the purposes of our audit, we identified the valuation of the provision for the estimated cost of healthcare benefits that had occurred before the year-end, but that had not been reported to the Scheme and the RA for Non-financial Risk as representing a key audit matter.</p>	<ul style="list-style-type: none"> Our audit specialist performed an independent calculation of the estimate of the provision by utilising historical claims data and trends and using this estimate as a basis of assessing the reasonableness of the board of trustees' estimate of the provision. On a sample basis we tested the integrity of the information used in the calculation of the estimated future cash flows included in the provision for the estimated cost of healthcare benefits that had occurred before the year-end, but that had not been reported to the Scheme and the RA applied, by performing substantive procedures to test the accuracy and completeness of data used in the determination of the estimation of future cash flows and the RA. Assessed the presentation and disclosure in respect of the LIC provision and considered the adequacy of these disclosures against the requirements of IFRS17 and relevant industry guidance. <p>Based on the procedures performed above, we are satisfied that the methodology and assumptions applied in calculating the provision for the estimated cost of healthcare benefits that had occurred before the year-end, but that had not been reported to the Scheme and RA components of the LIC are appropriate.</p>
--	---

Other Information

The Scheme's trustees are responsible for the other information. The other information comprises the information included in the document titled "Bestmed Medical Scheme Financial Statements for the year ended 31 December 2025", which includes the Statement of Responsibility by the Board of Trustees, Statement of Corporate Governance by the Board of Trustees and the Report of the Board of Trustee as required by the Medical Schemes Act of South Africa. The other information does not include the financial statements and our auditor's report thereon.

Our opinion on the financial statements does not cover the other information and we do not express an audit opinion or any form of assurance conclusion thereon.

In connection with our audit of the financial statements, our responsibility is to read the other information and, in doing so, consider whether the other information is materially inconsistent with the financial statements or our knowledge obtained in the audit, or otherwise appears to be materially misstated. If, based on the work we have performed, we conclude that there is a material misstatement of this other information, we are required to report that fact. We have nothing to report in this regard.

Responsibilities of the Scheme's Trustees for the Financial Statements

The Scheme's trustees are responsible for the preparation and fair presentation of the financial statements, in accordance with IFRS Accounting Standards as issued by the International Accounting Standards Board and the requirements of the Medical Schemes Act of South Africa, and for such internal control as the Scheme's trustees determine is necessary to enable the preparation of financial statements that are free from material misstatement, whether due to fraud or error.

In preparing the financial statements, the Scheme's trustees are responsible for assessing the Scheme's ability to continue as a going concern, disclosing, as applicable, matters related to going concern and using the going concern basis of accounting, unless the Scheme's trustees either intend to liquidate the Scheme or to cease operations, or have no realistic alternative but to do so.

Auditor's Responsibilities for the Audit of the Financial Statements

Our objectives are to obtain reasonable assurance about whether the financial statements as a whole are free from material misstatement, whether due to fraud or error, and to issue an auditor's report that includes our opinion. Reasonable assurance is a high level of assurance, but is not a guarantee that an audit conducted in accordance with ISAs will always detect a material misstatement when it exists. Misstatements can arise from fraud or error and are considered material if, individually or in the aggregate, they could reasonably be expected to influence the economic decisions of users taken on the basis of these financial statements.

As part of an audit in accordance with ISAs, we exercise professional judgement and maintain professional scepticism throughout the audit. We also:

- Identify and assess the risks of material misstatement of the financial statements, whether due to fraud or error, design and perform audit procedures responsive to those risks, and obtain audit evidence that is sufficient and appropriate to provide a basis for our opinion. The risk of not detecting a material misstatement resulting from fraud is higher than for one resulting from error, as fraud may involve collusion, forgery, intentional omissions, misrepresentations, or the override of internal control.
- Obtain an understanding of internal control relevant to the audit in order to design audit procedures that are appropriate in the circumstances, but not for the purpose of expressing an opinion on the effectiveness of the Scheme's internal control.
- Evaluate the appropriateness of accounting policies used and the reasonableness of accounting estimates and related disclosures made by the Scheme's trustees.
- Conclude on the appropriateness of the Scheme's trustees' use of the going concern basis of accounting and based on the audit evidence obtained, whether a material uncertainty exists in relation to events or conditions that may cast significant doubt on the Scheme's ability to continue as a going concern. If we conclude that a material uncertainty exists, we are required to draw attention in our auditor's report to the related disclosures in the financial statements or, if such disclosures are inadequate, to modify our opinion. Our conclusions are based on the audit evidence obtained up to the date of our auditor's report. However, future events or conditions may cause the Scheme to cease to continue as a going concern.
- Evaluate the overall presentation, structure and content of the financial statements, including the disclosures, and whether the financial statements represent the underlying transactions and events in a manner that achieves fair presentation.

We communicate with the Scheme's trustees regarding, among other matters, the planned scope and timing of the audit and significant audit findings, including any significant deficiencies in internal control that we identify during our audit.

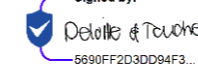
From the matters communicated with the Scheme's trustees, we determine those matters that were of most significance in the audit of the financial statements of the current period and are therefore the key audit matters. We describe these matters in our auditor's report, unless law or regulation precludes public disclosure about the matter or when, in extremely rare circumstances, we determine that a matter should not be communicated in our report because the adverse consequences of doing so would reasonably be expected to outweigh the public interest benefits of such communication.

As required by the Council for Medical Schemes, we report that there are no material instances of non-compliance with the requirements of the Medical Schemes Act of South Africa that have come to our attention during the course of our audit.

Audit tenure

As required by the Council for Medical Schemes' Circular 38 of 2018, Audit Tenure, we report that the Deloitte firm has been the auditor of Bestmed Medical Scheme for 5 years.

The engagement associate director Ilze De Villiers has been responsible for Bestmed Medical Scheme's audit for 1 year.

Signed by:

5690FF2D3DD84F3...


Deloitte & Touche
Per: Ilze De Villiers
Associate Director
Registered Auditor

08 May 2026

5 Magwa Crescent
Waterfall City
2090

"If you light a lantern for another, it will also brighten your own way" – Nichiren

2025 FINANCIAL STATEMENTS



STATEMENT OF FINANCIAL POSITION AT 31 DECEMBER 2025

	Notes	2025	2024
		R	R
ASSETS			
Non-current assets			
Property and equipment	2	27 953 281	27 716 222
Intangible assets	3	20 892 143	21 989 333
Lease assets	5	78 443 253	11 249 062
Financial assets at fair value through profit or loss	4(a)	2 372 824 315	2 063 840 727
Financial assets at fair value through other comprehensive income	4(b)	717 941 516	538 688 705
		3 218 054 508	2 663 484 049
Current assets			
Financial assets at fair value through profit or loss		2 748 610 792	2 369 795 080
Scheme	4(a)	1 737 771 765	1 435 358 236
Personal medical savings account trust monies invested	4(a)	1 010 839 027	934 436 843
Trade and other receivables	6	32 224 712	29 411 008
Reinsurance contract assets	9	7 910 931	6 527 128
Cash and cash equivalents		503 282 592	357 557 688
Scheme	8	56 440 563	16 960 129
Personal medical savings account trust monies invested	8	446 842 029	340 597 559
		3 292 029 027	2 763 290 905
Total assets		6 510 083 535	5 426 774 954
FUNDS AND LIABILITIES			
Non-current liabilities			
Insurance liability attributable to members for future benefits	11	4 588 214 682	3 556 132 204
Retirement benefit obligations	10	7 978 316	7 614 915
Lease liability	5	67 370 548	1 452 663
		4 663 563 546	3 565 199 783
Current liabilities			
Insurance liability attributable to members for future benefits	11	-	63 435 925
Insurance liability for current members	11	1 784 464 106	1 747 383 021
Reinsurance contract liabilities	9	3 290 149	2 591 612
Lease liability	5	14 269 585	12 613 057
Trade and other payables	12	44 496 150	35 551 558
		1 846 519 989	1 861 575 172
Total funds and liabilities		6 510 083 535	5 426 774 954

STATEMENT OF PROFIT OR LOSS AND COMPREHENSIVE INCOME FOR THE YEAR ENDED 31 DECEMBER 2025

	Notes	2025	2024
		R	R
INSURANCE REVENUE	13	8 244 265 191	7 244 488 100
Insurance service expense*	13	(7 645 086 363)	(7 209 639 226)
Net claims incurred**		(7 265 468 645)	(6 849 622 396)
Risk claims incurred		(7 143 390 631)	(6 660 143 312)
Third party claims recoveries		278 037	700 491
Accredited managed healthcare services		(174 637 850)	(169 582 188)
Hospital benefit management services		(61 654 598)	(51 685 437)
Pharmacy benefit management services		(82 751 260)	(86 276 884)
Managed care network management services & risk management		(10 180 398)	(13 900 171)
Active disease risk management		(20 051 593)	(17 719 695)
Changes that relate to past service - adjustments to the LIC		52 281 798	(20 597 387)
Insurance acquisition cash flow**		(173 706 186)	(156 001 666)
Attributable maintenance expenses**		(205 911 532)	(204 015 164)
Net income/(expenses) from reinsurance contracts held		17 036 019	22 132 335
Reinsurance expenses from reinsurance contracts held	9	(114 502 518)	(100 805 766)
Reinsurance income from reinsurance contracts held	9	131 538 537	122 938 101
Insurance service result	13	616 214 847	56 981 209
Net finance expenses from insurance contracts issued - PMSA	17	(105 094 748)	(105 466 847)
Other income		527 465 066	457 124 357
Investment income		526 012 445	456 972 703
Scheme	15	420 917 697	351 505 856
Net personal medical savings account trust monies invested	17	105 094 748	105 466 847
Sundry income	16	1 452 621	151 654
Other expenditure		(255 231 876)	(244 246 041)
Non-attributable expenses	14	(244 250 437)	(236 038 984)
Interest expense	18	(4 992 468)	(2 013 179)
Asset management fees	19	(5 988 971)	(6 193 878)
Net surplus before amounts attributable to members for future benefits		783 353 289	164 392 677
Transfer (to)/from liability to members for future benefits		(783 353 289)	(164 392 677)
NET SURPLUS/(DEFICIT) FOR THE YEAR		-	-
Other comprehensive income		185 293 263	41 705 580
Items that will not be reclassified to profit and loss		185 293 263	41 705 580
Unrealised gains/(losses) on equity instruments designated at FVOCI	15 (c)	168 493 028	30 651 314
Cumulative gains upon disposal of equity instruments designated at FVOCI	15 (c)	16 800 235	11 054 266
Items that will be reclassified to profit or loss		-	-
Amounts attributable to members for future benefits		(185 293 263)	(41 705 580)
TOTAL COMPREHENSIVE RESULT FOR THE YEAR		-	-
RELEVANT HEALTHCARE EXPENDITURE**	13	7 248 432 626	6 827 490 060

STATEMENT OF PROFIT OR LOSS AND COMPREHENSIVE INCOME FOR THE YEAR ENDED 31 DECEMBER 2025 (CONTINUED)

* Insurance service expenses in accordance with IFRS 17 include amounts attributable to members for future benefits, the total value of insurance service expenses therefore amounts to R167 138 442 (2024: R107 411 468).

** As required by CMS Circular 32 of 2025, "relevant healthcare expenditure" is presented as a separate line item and comprises net claims incurred, accredited managed healthcare services (no transfer of risk), and net income/(expense) from risk transfer arrangements/reinsurance. This resulted in a representation of the prior year affected line items which were previously disclosed in Note 13.

STATEMENT OF CHANGES IN RESERVES FOR THE YEAR ENDED 31 DECEMBER 2025*

	Notes	Investment at fair value through other comprehensive income	Total
		R	R
Balance as at 1 January 2024		34 831 776	34 831 776
Other comprehensive income		30 651 314	30 651 314
Unrealised (losses)/gains on equity instruments designated at FVOCI	15 (c)	30 651 314	30 651 314
Cumulative gains/(losses) upon disposal of equity instruments designated at FVOCI	15 (c)	11 054 266	11 054 266
Cumulative gains/(losses) on equity instruments designated at FVOCI transferred to liability to members for future benefits		(11 054 266)	(11 054 266)
Balance as at 31 December 2024		65 483 090	65 483 090
Other comprehensive income		168 493 028	168 493 028
Unrealised (losses)/gains on equity instruments designated at FVOCI	15 (c)	168 493 028	168 493 028
Cumulative gains/(losses) upon disposal of equity instruments designated at FVOCI	15 (c)	16 800 235	16 800 235
Cumulative gains/(losses) on equity instruments designated at FVOCI transferred to liability to members for future benefits		(16 800 235)	(16 800 235)
Balance as at 31 December 2025		233 976 118	233 976 118

* As required by CMS Circular 42 of 2025, the Statement of Changes in Reserves has been represented to include the disclosure relating to 2024.

STATEMENT OF CASH FLOWS FOR THE YEAR ENDED 31 DECEMBER 2025

	Notes	2025	2024
		R	R
CASH FLOW FROM OPERATING ACTIVITIES			
Cash Receipts from members	21	8 216 840 725	7 247 084 691
Cash Receipts/(Payments) from members and providers - other loans and receivables	21	(3 111 908)	2 888 555
Cash paid for claims, acquisition and directly attributable expenses	21	(7 641 550 888)	(6 890 189 668)
Cash paid to providers and employees - non-attributable expenses	21	(186 896 498)	(211 078 711)
Cash payments to reinsurers	21	(115 187 783)	(93 073 587)
Increase in personal savings account liabilities	21	97 672 122	55 378 962
Cash generated from/(utilised in) operations		367 765 771	111 010 241
Interest paid		(32 985 281)	(28 138 165)
Scheme	18	(4 992 468)	(2 013 179)
Net finance expenses from insurance contracts issued - PMSA	17	(27 992 813)	(26 124 985)
Net cash generated from/(utilised in) operating activities		334 780 490	82 872 076
CASH FLOW FROM INVESTING ACTIVITIES			
Payments for financial assets		(5 193 589 733)	(5 463 583 743)
Proceeds from sale of financial assets		5 006 110 000	5 407 000 000
Purchase of personal medical savings trust financial assets		699 751	(323 919)
Purchase of property and equipment	2	(12 329 748)	(7 706 899)
Proceeds from disposal of property and equipment	2	83 654	205 342
Purchase of intangible assets	3	(2 720 141)	(4 772 573)
Interest income		31 033 581	29 475 170
Scheme	15	3 040 768	3 350 184
Net finance expenses from insurance contracts issued - PMSA	17	27 992 813	26 124 985
Net cash flows (utilised in)/generated from investing activities		(170 712 636)	(39 706 622)
CASH FLOW FROM FINANCING ACTIVITIES			
Principal element of lease payments	5	(18 342 950)	(22 065 938)
Net cash flows utilised in financing activities		(18 342 950)	(22 065 938)
Net increase in cash and cash equivalents		145 724 903	21 099 516
Cash and cash equivalents at beginning of year		357 557 688	336 458 172
CASH AND CASH EQUIVALENTS AT END OF YEAR		503 282 592	357 557 688
CASH AND CASH EQUIVALENTS			
Scheme	8	56 440 563	16 960 129
Personal medical savings account trust monies invested	8	446 842 029	340 597 559

NOTES TO THE FINANCIAL STATEMENTS AS AT 31 DECEMBER 2025

1. ACCOUNTING POLICIES

1.1 BASIS OF PREPARATION

Bestmed Medical Scheme is an open medical scheme registered under the Medical Schemes Act 131 of 1998, as amended. The Scheme is self-administered and offers the insurance of hospital, chronic illness and day-to-day cover benefits.

The principal accounting policies applied in the preparation of these financial statements are set out below. These policies have been consistently applied to all years presented, unless otherwise stated.

The preparation of financial statements in conformity with IFRS requires the use of certain critical accounting estimates. It also requires management to exercise its judgement in the process of applying the Scheme's accounting policies. The areas involving a higher degree of judgement, or areas where estimates are material to the financial statements, are disclosed under 1.3.

The financial statements are prepared on a going concern basis using the historical cost convention, except for certain financial assets and liabilities which include:

- Financial assets at fair value through profit & loss;
- Financial assets at fair value through other comprehensive income;
- Financial instruments classified as originated loans carried at amortised cost;
- Insurance assets and liabilities; and
- Retirement benefit obligation.

All monetary information and figures presented in these financial statements are stated in Rand, unless otherwise indicated.

The following amended standards are expected to be applicable to the Scheme in future periods:

The Scheme has not early adopted these standards and it is not expected that they will have any material impact to the Scheme's results but may result in additional disclosure in the financial statements.

International Financial Reporting Standards and amendments issued but not effective for 31 December 2025 year-end relevant to the Scheme

Number	Effective date	Executive summary	Impact
Amendment to IFRS 9 and IFRS 7 - Classification and Measurement of Financial Instruments	1 January 2026	The amendments clarify the requirements for the timing of recognition and derecognition of some financial assets and liabilities. The amendments make updates to the disclosures for equity instruments designated at Fair Value through Other Comprehensive Income (FVOCI).	Not material to the Scheme.
IFRS 18 Presentation and Disclosure in Financial Statements	1 January 2027	The new IFRS Accounting Standard IFRS 18 Presentation and Disclosure in Financial Statements replaces IAS 1 Presentation of Financial Statements. The standard will improve the quality of financial reporting by: <ul style="list-style-type: none"> ▪ requiring defined subtotals in the statement of profit or loss; ▪ requiring disclosure about management-defined performance measures; and ▪ adding new principles for aggregation and disaggregation of information. The IASB expects these improvements will enable investors to make more informed decisions leading to better allocations of capital that will contribute to long-term financial stability.	Not material to the Scheme.

1. ACCOUNTING POLICIES (CONTINUED)

1.2 SIGNIFICANT JUDGEMENTS AND ESTIMATES IN APPLYING IFRS 17

In the process of adopting IFRS 17, the Board of Trustees has made a number of judgements and estimates that had the most significant effect on the amounts recognised in the financial statements.

(i) Significant judgements

Assessment as to whether the Scheme is a mutual entity

A medical scheme is not legally defined as a mutual entity and the assessment as to whether a medical scheme is a mutual entity was done based on the principles set out in IFRS.

IFRS 3 defined a "mutual entity" as "An entity, other than an investor-owned entity, that provides dividends, lower costs or other economic benefits directly to its owners, members or participants. For example, a mutual insurance company, a credit union and a co-operative entity are all mutual entities."

IFRS 17 does not define a "mutual entity", however, it provides a key characteristic of a mutual entity in the basis of conclusion to the standard. IFRS 17 paragraph BC265 explains that "a defining feature of an insurer that is a mutual entity is that the most residual interest of the entity is due to a policyholder and not a shareholder." The Act is not explicit that members (i.e. policyholders) hold a residual interest or are entitled to the residual interest upon the liquidation of the medical scheme. Section 64 of the Act requires the medical scheme rules to be followed in the event of liquidation.

The rules of the Scheme do not contain specific guidance on how the assets of the scheme should be distributed on liquidation. The Act prohibits the disposal of assets of a medical scheme except in limited, listed circumstances, one of them being the liquidation of the scheme. Members can opt for voluntary liquidation and can distribute the scheme's remaining assets amongst themselves. As Bestmed does not have shareholders, the current members will access the reserves through economic benefits such as funding reductions in contributions or deferral of contribution increases.

Although the rules do not specify how the assets should be distributed on liquidation, IFRS 17 states that "contracts can be written, oral or implied by an entity's customary business practices. Contractual terms include all terms in a contract, explicit or implied, but an entity shall disregard terms that have no commercial substance (i.e. no discernible effect on the economics of the contract). Implied terms in a contract include those imposed by law or regulation" (IFRS 17.2). Therefore, based on customary business practices, the remaining assets of Bestmed should

be distributed to the members on liquidation if there are any and if the scheme does not amalgamate with another scheme. Even if the assets are distributed by a regulator or by the policyholders to an independent third party e.g. another medical scheme, an administrator or a charity, the important aspect is that the choice resides with the members or the regulator acting on behalf of the members, not with an equity holder.

The substance of the legal framework issued regarding insurance contracts and observed practice is that once a contribution is paid to the medical scheme, the contribution is used to provide benefits to members. The benefits are provided by the medical scheme (or amalgamated schemes) through insurance coverage, reduced contributions, or payment to members on liquidation (based on votes taken by members).

It is therefore expected that the remaining assets of the scheme will be used to pay current and future members. Based on the above, Bestmed meets the definition of a mutual entity in IFRS.

Bestmed has therefore developed an accounting policy in terms of the IFRS 17 guidance for mutual entities and the educational material as issued by the IASB and the Scheme recognises any cumulative profit or losses as part of the insurance liability attributable to members for future benefits (which forms part of the insurance contract liabilities on the face of the statement of financial position).

Consequently the statement of profit or loss and other comprehensive income reflects no total comprehensive income for the year. The movement in the insurance liability attributable to members for future benefits are included in the insurance service expenses line.

Unit of account

Judgement has been applied to how the Scheme determined the unit of account for the measurement of its insurance contracts. Management has assessed their portfolio as the scheme as a whole due to the holistic pricing methodologies and risk management strategy that manages the risk on a scheme level.

The above is demonstrated by the following:

- All contracts - regardless of option - cover similar risks on the basis that they all provide cover for medical / health risk.
- Chronic conditions are managed on a scheme level, i.e. no matter the option the member will have access to the chronic condition management benefit.
- Reinsurance contracts are based on services to be rendered and not on benefit options.
- Pricing and benefit option changes are

1. ACCOUNTING POLICIES (CONTINUED)

determined at a scheme level to manage member migration between different benefit options to ensure each option is sustainable.

- Risk (utilisation and concentration) is managed holistically.

The Scheme has decided to apply the exemption to grouping as allowed by IFRS 17 paragraph 20 as the Medical Scheme Act (MSA) regulation specifically constrains the scheme's practical ability to set different prices for members with different characteristics. As such, Bestmed does not group contracts in various profitability groupings.

In order to determine whether the group of contracts is onerous, the Scheme will consider applicable facts and circumstances, including information available from their budgeting model, with an allowance for the existing accumulated member funds, budgeted contributions, claims and IFRS 17 attributable expenses, as well as an allowance for the risk adjustment.

Risk adjustment - liability for incurred claims (LIC)

The risk adjustment for non-financial risk is applied to the present value of the estimated future cash flows and reflects the compensation the Scheme requires for bearing the uncertainty about the amount and timing of the cash flows from non-financial risk as it fulfils insurance contracts. Because the risk adjustment represents compensation for uncertainty, estimates are made on the degree of diversification benefits and expected favourable and unfavourable outcomes in a way that reflects the Schemes' degree of risk aversion. The Scheme estimates an adjustment for non-financial risk separately from all other estimates. The risk adjustment is included in the LIC and disclosed separately from the outstanding claims provision within the LIC.

The risk adjustment was calculated at the portfolio level as the Scheme doesn't have groups due to laws that constrain the Scheme's ability to set a price for different members. The confidence level method was used to derive the overall risk adjustment for non-financial risk. In the confidence level method, the risk adjustment is determined by applying a confidence level to run-off triangles used to calculate the LIC. The confidence level is set to 75%.

The Scheme does not disaggregate the change in risk adjustment for non-financial risk between a financial and non-financial portion and includes the entire change as part of the insurance service result.

The methods and assumptions used to determine the risk adjustment for non-financial risk were consistently applied in the 2025 and 2024 financial years for the purpose of IFRS 17 implementation.

(ii) Methods used and judgements applied in determining the IFRS 17 transition amounts

The Scheme has adopted IFRS 17 retrospectively, applying the full retrospective approach.

The Scheme has determined that reasonable and supportable information was available for all contracts in force at the transition date. In addition, all insurance contracts are eligible for the Premium Allocation Approach and therefore the Scheme has concluded that only current and prospective information was required to reflect circumstances at the transition date, which made the full retrospective application practicable.

Accordingly, the Scheme has identified, recognised and measured each group of insurance contracts as if IFRS 17 had always applied and recognised any resulting net difference in reserves.

(iii) Significant Estimates

The preparation of financial statements requires the use of accounting estimates which, by definition, will seldom equal the actual results. This note provides an overview of items that are more likely to be materially adjusted due to changes in estimates and assumptions in subsequent periods. Detailed information about each of these estimates is included in the notes below, together with information about the basis of calculation for each affected line item in the financial statements.

In applying IFRS 17 measurement requirements, the following inputs and methods were used that include significant estimates. The present value of future cash flows is estimated using deterministic scenarios. The assumptions used in the deterministic scenarios are derived to approximate the probability-weighted mean of a full range of scenarios.

For the sensitivities with regard to the assumptions made that have the most significant impact on measurement under IFRS 17, refer to note 27.

Estimates of future cash flows to fulfil insurance contracts

Included in the measurement of the group of contracts are all the future cash flows within the boundary of the group of contracts. The estimates of these future cash flows are based on probability weighted expected future cash flows. The Scheme estimates which cash flows are expected and the probability that they will occur as at the measurement date. In making these expectations, the Scheme uses information about past events, current conditions and forecasts of future conditions.

The Scheme's estimate of future cash flows is the mean of a range of scenarios that reflect the full range of possible outcomes. Each scenario specifies

the amount, timing and probability of cash flows. The probability weighted average of the future cash flows is calculated using a deterministic scenarios representing the probability weighted mean of a full range of scenarios.

The uncertainty in the insurance contracts lies in the number, severity and timing of claims. Assumptions used to develop estimates about future cash flows are reassessed at each reporting date and adjusted where required.

Methods used to measure the insurance contracts

The scheme estimates insurance liabilities in relation to claims incurred for healthcare contracts.

Judgement is involved in assessing the most appropriate technique to estimate insurance liabilities for the claims incurred. The generally accepted actuarial methodology used in assessing the estimated claims outcome of insurance liabilities is the chain ladder method.

The chain ladder method involves an analysis of historical claims development factors and the selection of estimated development factors based on this historical pattern. The selected development factors are then applied to cumulative claims data for each period that is not yet fully developed to produce an estimated ultimate claims cost for each healthcare year. The chain ladder method is the most appropriate for this claim pattern.

Run-off triangles are used in situations where it takes time after the treatment date for the full extent of the claims to become known. It is assumed that payments will emerge in a similar way in each service month. The proportional increase in known cumulative payments from one development month to the next can then be used to calculate payments for future development months.

The following was taken into account when estimating the LIC:

- The homogeneity of the data.
- Changes in pattern of claims.
- Changes in the composition of members and their beneficiaries.
- Changes in benefit limits.
- Changes in the prescribed minimum benefits.

1.3 CRITICAL ACCOUNTING JUDGEMENTS AND AREAS OF KEY SOURCES OF ESTIMATION UNCERTAINTY

In the process of applying the Scheme's accounting policies, the Board of Trustees has made a number of judgements that had the most significant effect on the amounts recognised in the financial statements.

Certain critical accounting judgements in applying the Scheme's accounting policies and key assumptions concerning the future and other key sources of

estimating uncertainty at the statement of financial position date, are discussed below:

- (a) **Insurance contract assets**
Detailed disclosure of judgements on insurance contracts is made under Note 11.
- (b) **Liability for incurred claims**
There are some sources of uncertainty that need to be considered in the estimate of the liability that the Scheme will ultimately pay for such claims. Provisions for such liabilities are made by the Actuaries, and derived as the claims process develops. All estimates are revised and adjusted at year-end by management. Details are disclosed under Note 11.
- (c) **Risk adjustment**
Detailed disclosure of risk adjustment is made under Note 11.
- (d) **Reinsurance contracts assumptions**
Detailed disclosure of the reinsurance contracts assumptions is made under Note 9.
- (e) **Post-retirement medical benefits**
The Scheme provides post-retirement healthcare benefits to retired employees. An independent qualified actuary carries out valuations of the obligations on an annual basis. Details are disclosed under Note 10.

1.4 PROPERTY AND EQUIPMENT

Property and equipment are reflected at cost less accumulated depreciation and accumulated impairments. Subsequent costs are included in the asset's carrying amount or recognised as a separate asset, as appropriate, only when it is probable that future economic benefits associated with the item will flow to the Scheme and the cost of the item can be measured reliably. Depreciation is charged on the straight-line basis over the estimated useful lives of the assets after taking into account the assets' residual values. The estimated maximum useful lives are:

Furniture	10 years
Leasehold Improvements	Between 5 and 7 years
Computer equipment	Between 3 and 6 years
Office equipment	Between 3 and 5 years
Medical equipment	10 years
Motor vehicles	5 years
Security equipment	5 years
Telephone system	3 years

The useful lives and residual values are assessed annually and adjusted appropriately. Maintenance and repairs, which neither materially add to the value of assets nor appreciably prolong their useful lives, are

1. ACCOUNTING POLICIES (CONTINUED)

expensed in the statement of comprehensive income.

Surpluses and deficits on the disposal of property and equipment are recognised in profit/loss in the statement of comprehensive income.

Carrying amounts of all items of property and equipment are reduced to their recoverable amount, where this is lower than the carrying amount. Where components of an item of property and equipment have different useful lives, they are accounted for as separate items.

1.5 INTANGIBLE ASSETS

Computer software internally developed

Costs associated with researching or maintaining computer software programs are recognised as an expense as incurred. Costs that are directly associated with the development of identifiable and unique software products controlled by the Scheme are recognised as intangible assets when the following criteria are met as per IAS38:

- It is technically feasible to complete the software product so that it will be available for use;
- Management intends to complete the software product and use or sell it;
- There is an ability to use or sell the software product;
- It can be demonstrated how the software product will generate probable future economic benefits;
- Adequate technical, financial and other resources to complete the development and to use or sell the software product are available; and
- The expenditure attributable to the software product during its development can be reliably measured.

Directly attributable costs that are capitalised as part of the software include the software development employee costs and an appropriate portion of relevant overheads.

Other development expenditures that do not meet these criteria are recognised as expenses as and when incurred. Development costs previously recognised as expenses are not recognised as assets in a subsequent period.

Intangible assets that have an indefinite useful life or that are not ready for use are not subject to amortisation and are tested annually for impairment. Assets that are subject to amortisation are reviewed for impairment whenever events or changes in circumstances indicate that the carrying amount may not be recoverable. An impairment loss is recognised for the amount by which the asset's carrying amount

exceeds its recoverable amount. The recoverable amount is the higher of an asset's fair value less costs of disposal and value in use.

Intangible assets are reflected at cost less accumulated amortisation and accumulated impairments. Amortisation begins once the assets are ready for use or to sell on the straight-line basis over the estimated useful lives of the assets after taking into account the assets' residual values. The useful life of intangible assets is estimated to be 10 years.

1.6 CLASSIFICATION, RECOGNITION, PRESENTATION AND DERECOGNITION OF FINANCIAL INSTRUMENTS

A Financial instrument is a contract that gives rise to a financial asset of one entity and a financial liability or equity instrument of another entity.

Financial assets and liabilities are recognised on the Scheme's statement of financial position when it becomes a party to the contractual provisions of the instrument. The Scheme has grouped its financial instruments into the following classes:

- Financial assets;
- Cash and cash equivalents; and
- Trade and other payables.

1.7 FINANCIAL ASSETS: INITIAL AND SUBSEQUENT MEASUREMENT

Definition and classification

The Scheme classifies its financial assets in the following categories: at fair value through profit or loss, at fair value through other comprehensive income and amortised cost. The classification depends on the purpose for which the financial assets were acquired. Management determines the classification of its financial assets at initial recognition. Financial assets are not reclassified subsequent to their initial measurement unless the scheme changes its business model for managing financial assets, in which cases all affected financial assets are reclassified in the first day of the first reporting period following the change in the business model.

- (a) Financial assets at fair value through other comprehensive income (FVOCI)

Equity instruments which are not held for trading, and which the Scheme has irrevocably elected at initial recognition to recognise in this category. These are strategic investments and the Scheme considers this classification to be more relevant.

Movements in the carrying amount are taken through OCI, except for the recognition of

impairment gains or losses, interest income and foreign exchange gains and losses which are recognised in profit or loss.

- (b) Financial assets at fair value through profit or loss (FVTPL)

Debt investments that do not qualify for measurement at either amortised cost or fair value through other comprehensive income.

Equity investments that are held for trading and equity investments for which the entity has not elected to recognise fair value gains and losses through OCI.

Assets that do not meet the criteria for amortised cost or FVOCI are measured at FVTPL. A gain or loss on a debt investment that is subsequently measured at FVTPL is recognised in profit or loss and presented net within other gains/(losses) in the period in which it arises.

- (c) Amortised cost (AC)

Assets that are held for collection of contractual cash flows where those cash flows represent solely payments of principal and interest are measured at amortised cost. Interest income from these financial assets is included in finance income using the effective interest rate method.

- (d) Loans and receivables

Loans and receivables are non-derivative financial assets with fixed or determinable payments that are not quoted in an active market. They are included in current assets, except for maturities greater than 12 months after the end of the reporting period. These are classified as non-current assets.

The Scheme's loans and receivables comprise 'trade and other receivables' and 'cash and cash equivalents' in the statement of financial position. Trade receivables are recognised initially at the amount of consideration that is unconditional unless they contain significant financing components, when they are recognised at fair value.

The Scheme holds the trade receivables with the objective to collect the contractual cash flows and therefore measures them subsequently at amortised cost using the effective interest method.

Recognition and measurement

Regular way purchases and sales of financial assets are recognised on trade-date, the date on which the Scheme commits to purchase or sell the asset. Financial assets are derecognised when the rights to receive cash flows from the financial assets have expired or have been transferred and the Scheme has

transferred substantially all the risks and rewards of ownership.

At initial recognition, the Scheme measures a financial asset at its fair value plus, in the case of a financial asset not at fair value through profit or loss (FVTPL), transaction costs that are directly attributable to the acquisition of the financial asset. Transaction costs of financial assets carried at FVTPL are expensed in profit or loss.

Subsequent measurement

Despite the foregoing, the Scheme may make the following irrevocable election/designation at initial recognition of a financial asset:

The Scheme may irrevocably elect to present subsequent changes in fair value of an equity investment that is neither held for trading nor contingent consideration recognised by an acquirer in a business combination in other comprehensive income; and

The Scheme may irrevocably designate a debt investment that meets the amortised cost or FVOCI criteria as measured at FVTPL if doing so eliminates or significantly reduces an accounting mismatch.

- (a) Debt instruments

Subsequent measurement of debt instruments depends on the Scheme's business model for managing the asset and the cash flow characteristics of the asset. There are three measurement categories into which the Scheme classifies its debt instruments, i.e. AC, FVOCI and FVTPL.

- (b) Equity instruments

The Scheme subsequently measures all equity investments at fair value. Where the Scheme's management has elected to present fair value gains and losses on equity investments in OCI, there is no subsequent reclassification of fair value gains and losses to profit or loss following the derecognition of the investment. Dividends from such investments continue to be recognised in profit or loss as other income when the Scheme's right to receive payments is established.

Changes in the fair value of financial assets at FVTPL are recognised in other gains/(losses) in the statement of profit or loss as applicable. Impairment losses (and reversal of impairment losses) on equity investments measured at FVOCI are not reported separately from other changes in fair value.

Derecognition

The Scheme derecognises a financial asset only when the contractual rights to the cash flows from the asset

1. ACCOUNTING POLICIES (CONTINUED)

expire, or when it transfers the financial asset and substantially all the risks and rewards of ownership of the asset to another entity. If the Scheme neither transfers nor retains substantially all the risks and rewards of ownership and continues to control the transferred asset, the Scheme recognises its retained interest in the asset and an associated liability for amounts it may have to pay. If the Scheme retains substantially all the risks and rewards of ownership of a transferred financial asset, the Scheme continues to recognise the financial asset and also recognises a collateralised borrowing for the proceeds received.

On derecognition of a financial asset measured at amortised cost, the difference between the asset's carrying amount and the sum of the consideration received and receivable is recognised in profit or loss.

Derecognition of an investment in a debt instrument classified as at FVOCI, the cumulative gain or loss previously accumulated in the investments revaluation reserve is reclassified to profit or loss.

Derecognition of an investment in an equity instrument which the group has elected on initial recognition to measure at FVOCI, the cumulative gain or loss previously accumulated in the investments revaluation reserve is not reclassified to profit or loss, but is transferred to insurance liability attributable to members for future benefits.

Debt instruments where the contractual cash flows are solely principal and interest and the objective of the Scheme's business model is achieved both by collecting contractual cash flows and selling financial asset or debt instruments that are held within a business model whose objective is both to collect the contractual cash flows and to sell the debt instruments, and that have contractual cash flows that are solely payments of principal and interest on the principal amount outstanding, are measured subsequently at fair value through other comprehensive income (FVOCI).

Impairment of financial assets

Debt instruments that are measured subsequently at amortised cost are subject to impairment. In relation to the impairment of financial assets an expected credit loss model is required. The expected credit loss model requires the Scheme to account for expected credit losses and changes in those expected credit losses at each reporting date to reflect changes in credit risk since initial recognition of the financial assets. In other words, it is no longer necessary for a credit event to have occurred before credit losses are recognised.

The loss allowance for a financial instrument is calculated at an amount equal to the lifetime expected credit losses (ECL) if the credit risk on that financial instrument has increased significantly since initial recognition. However, if the credit risk on a financial

instrument has not increased significantly since initial recognition (except for a purchased or originated credit impaired financial asset), the Scheme is required to measure the loss allowance for that financial instrument at an amount equal to 12 months ECL.

In addition, IFRS 9 requires a simplified approach for measuring the loss allowance at an amount equal to lifetime ECL for trade receivables. The current model adapted by the Scheme approximates the IFRS 9 method in computing the provision for impairment.

1.8 TRADE AND OTHER RECEIVABLES

The Scheme holds the trade receivables with the objective to collect the contractual cash flows and therefore measures them subsequently at amortised cost using the effective interest method.

Trade receivables do not contain a significant financing component and therefore are not subject to impairment.

1.9 CASH AND CASH EQUIVALENTS

Cash and cash equivalents comprise cash on hand, deposits held at call with banks and other short-term liquid investments that are readily convertible to a known amount of cash and are subject to an insignificant risk of change in value.

Cash equivalents are held for the purpose of meeting short-term cash commitments rather than for investment or other purposes. For an investment to qualify as a cash equivalent it must be readily convertible to a known amount of cash and be subject to an insignificant risk of changes in value. Therefore, an investment normally qualifies as a cash equivalent only when it has a short maturity of twelve months or less from the date of acquisition.

1.10 IMPAIRMENT OF NON-FINANCIAL ASSETS

Assets that have an indefinite useful life – intangible assets not ready to use – are not subject to amortisation and are tested annually for impairment. Assets that are subject to amortisation are reviewed for impairment whenever events or changes in circumstances indicate that the carrying amount may not be recoverable.

An impairment loss is recognised for the amount by which the asset's carrying amount exceeds its recoverable amount. The recoverable amount is the higher of an asset's fair value less cost to sell and value in use. For the purposes of assessing impairment, assets are grouped at the lowest levels for which there are separately identifiable cash flows. Non-financial assets other than goodwill that suffered an impairment are reviewed for possible reversal of the impairment at each reporting date.

1.11 INSURANCE CONTRACTS LIABILITIES

Definition and classification

Insurance contracts are contracts under which the Scheme accepts significant insurance risk from a member by agreeing to compensate the member if a specified uncertain future health event adversely affects the member. In making this assessment, all substantive rights and obligations, including those arising from law or regulation, are considered on a contract-by-contract basis. The Scheme uses judgement to assess whether a contract transfers insurance risk (that is, if there is a scenario with commercial substance in which the Scheme has the possibility of a loss on a present value basis) and whether the accepted insurance risk is significant.

All contracts currently issued by Bestmed meet this definition.

Unit of account

Before the Scheme accounts for an insurance contract based on the guidance in IFRS 17, it analyses whether the contract contains components that should be separated. IFRS 17 distinguishes three categories of components that have to be accounted for separately:

- cash flows relating to embedded derivatives that are required to be separated;
- cash flows relating to distinct investment components; and
- promises to transfer distinct goods or distinct services other than insurance contract services.

While the Scheme has identified that the Member Savings Accounts meet the definition of Investment Components under IFRS 17, these are non-distinct and as such Bestmed does not have any contracts that require further separation or combination of insurance contracts and thus all components of the contracts are measured under IFRS 17.

Judgement has been applied to how the Scheme determined the unit of account for the measurement of its insurance contracts. Management has assessed their portfolio as the scheme as a whole due to the holistic pricing methodologies and risk management strategy that manages the risk on a scheme level.

The portfolio is further disaggregated into groups of contracts that are issued within a calendar year (annual cohorts).

The Scheme has decided to apply the exemption to grouping as allowed by IFRS 17 paragraph 20 as the MSA regulation specifically constrains the scheme's practical ability to set different prices for members with different characteristics. As such, Bestmed does not group contracts in various profitability groupings.

Contract boundary

Bestmed uses the concept of contract boundary to determine what cash flows should be considered in the measurement of groups of insurance contracts. This assessment is reviewed every reporting period.

Cash flows are within the boundary of an insurance contract if they arise from the rights and obligations that exist during the period in which the member is obligated to pay contributions or Bestmed has a substantive obligation to provide the member with insurance coverage or other services. A substantive obligation ends when both of the following criteria are satisfied:

- The Scheme has the practical ability to reprice the group of contracts so that the price fully reflects the reassessed risk of that portfolio; and
- The pricing of contributions related to coverage to the date when risks are reassessed does not reflect the risks related to periods beyond the reassessment date.

In assessing the practical ability to reprice, risks transferred from the member to the Scheme are considered; other risks, such as lapse or surrender and expense risk, are not included.

Cash flows outside the insurance contracts boundary relate to future insurance contracts and are recognised when those contracts meet the recognition criteria.

The Scheme has assessed all its contracts and determined all contracts have a boundary of one month with an annual option benefit entitlement. The annual option benefit entitlement coincides with the Scheme's financial year.

Recognition and derecognition

Groups of insurance contracts issued are initially recognised from the earliest of the following:

- the beginning of the coverage period;
- the date when the first payment from the member is due or actually received, if there is no due date; and
- when the Scheme determines that a group of contracts becomes onerous.

No insurance contracts have been acquired in a business combination within the scope of IFRS 3 or a portfolio transfer.

Only contracts that individually meet the recognition criteria by the end of the reporting period are included in the groups. When contracts meet the recognition criteria in the groups after the reporting date, they are added to the groups in the reporting period in which they meet the recognition criteria, subject to the annual cohorts restriction. Composition of the groups is not reassessed in subsequent periods.

1. ACCOUNTING POLICIES (CONTINUED)

An insurance contract is derecognised when it is:

- extinguished (i.e., when the obligation specified in the insurance contract expires or is discharged or cancelled); or
- if the terms are modified due to an agreement between the Scheme and its member or by regulation and the modification terms meet the requirement in IFRS 17.72.

If the modification does not comply with all the requirements of IFRS 17.72 the Scheme shall treat the changes in cash flow as changes in estimates of fulfilment cash flows (FCF).

Initial and subsequent measurement

The insurance contract liabilities consist of two components:

- (a) the insurance liability attributable to current members.
- (b) the insurance liability attributable to members for future benefits.

(a) Insurance contract liability attributable to current members

The Scheme uses the Premium Allocation Approach (PAA) for all its contracts. The basis for this is that the coverage period of all contracts is 1 year or less.

For insurance contracts issued, insurance acquisition cash flows allocated to a group are expensed as they are incurred.

For insurance contracts issued, on initial recognition, the carrying amount of the group of insurance contracts issued at each reporting period is the sum of:

- (a) the liability for remaining coverage; and
- (b) the liability for incurred claims, comprising the fulfilment cashflows (future cashflows adjusted for the risk adjustment for non-financial risk).

For insurance contracts issued, on initial recognition, the Scheme measures the liability for remaining coverage (LRC) at the amount of contributions received.

The Scheme measures the liability for incurred claims as the fulfilment cash flows relating to incurred claims. The future cash flows are not adjusted for the time value of money and the effect of financial risk as these cash flows are expected to be paid in one year or less from the date the claims are incurred.

For insurance contracts issued, at each of the subsequent reporting dates, the LRC is:

- (a) increased for contributions received in the period; and

- (b) decreased for the amounts of expected contributions received recognised as insurance revenue for the services provided in the period.

For insurance contracts issued, at each of the subsequent reporting dates, the insurance liability attributable to current members (the LIC) is:

- (a) present value of future cash flows; and
- (b) risk adjustment for non-financial risk.

Refer to 1.2 above for the significant judgements and estimates used to determine the LIC and the estimates to determine the fulfilment cash flow.

Where a group of insurance contracts has contributions receivables that relate to past service – or contributions payable in respect of reinsurance contracts held – these amounts are transferred to the LIC from the LRC.

The Scheme does not adjust the LRC or LIC for insurance contracts issued for the effect of the time value of money, because contributions are due within one year of providing coverage and claims are settled within 1 year of services being provided.

The personal medical saving accounts (PMSA) within member contracts issued meet the definition of non-distinct investment components. These balances are disclosed as such in the LIC.

(b) Insurance contract liability attributable to members for future benefits

As the Scheme is a mutual entity, all the accumulated funds are attributable to members for future benefits. The insurance liability attributable to members for future benefits consists of accumulated surpluses (losses) of the Scheme and it is increased by net surpluses for the period; and correspondingly decreased by the net deficit for the period. Cumulative gains/(losses) on equity instruments designated at FVOCI are also allocated to insurance liability attributable for future members upon disposal.

The historical cost basis of accounting for intangible assets and property, plant and equipment, does not have a material impact on the fair value measurement of the insurance contract liability to future members.

The insurance liability attributable to members for future benefits consists of accumulated profits or losses of the Scheme and it is:

- (a) increased by net profits for the period;
- (b) decreased by the net losses for the period; and
- (c) decreased or increased by the cumulative gains/(losses) upon disposal of equity instruments designated at FVOCI.

(c) Onerous contract assessment

In the consideration of whether facts and circumstances indicate that a group of insurance contracts is onerous, Bestmed considers whether the expected deficit of the following year exceeds the insurance liability attributable to members for future benefits. In the rare scenario where the following year's deficit exceeds the insurance liability attributable to members for future benefits – the contracts written would be onerous and an onerous contract liability raised. Where the amounts attributable to members for future benefits exceed the following year's deficit the contracts would not be determined as onerous, and no provision raised as a liability is already recognised.

(d) IFRS 17 accounting policy choices made:

(i) Classification of contribution receivables

The Scheme has accounted for all contribution debtors that relate to insurance services already rendered in Liability for Incurred Claims (LIC) at year-end.

(ii) Classification of expenditures/income outstanding at year end that meet the definition of financial liabilities or financial assets

The fulfilment cash flows may include expenditures incurred in accounting standards other than IFRS 17, for example broker commission. When broker commission is outstanding, this would meet the definition of a financial liability. Where expenditures/income outstanding at year-end meet the definition of financial liabilities or financial assets, the Scheme has an accounting policy choice to either include the payable/receivables in the insurance contract liabilities or to recognise it as a separate IFRS 9 liability/asset such as trade and other payables/receivables. The Scheme has chosen to include these payables in the insurance contract liabilities.

Personal medical savings accounts: trust monies managed by the Scheme on behalf of its members

Members' personal medical savings accounts represent a financial liability of funds due to members by the Scheme. The savings account facility assists members in managing cash flows for costs to be borne by them during the year and meeting provider service expenses not covered by the Scheme's approved benefits. Advances on personal medical savings contributions are funded from the Scheme's funds and the risk of impairment is carried by the Scheme.

Unspent personal medical savings accounts at year-end are carried forward to meet future expenses for which the members are responsible. In terms of the Medical Schemes Act 131 of 1998, as amended, balances standing to the credit of members are refundable only in terms of Regulation 10 of the Medical Schemes Act.

The personal medical savings accounts are invested on behalf of members in a current bank account and money market instruments with banks.

Unclaimed payments

Unallocated funds that have legally prescribed, i.e. funds older than three years, are written back and are included under other income in the statement of comprehensive income. These amounts are treated as insurance contract liabilities.

Insurance revenue

As the Scheme provides services under the group of insurance contracts, it reduces the LRC and recognises insurance revenue. The amount of insurance revenue recognised in the reporting period shall depict the consideration to which a scheme expects to receive over the coverage period of the contracts. Insurance revenue presented in profit or loss shall exclude any investment components, i.e. PMSA contributions.

Gross insurance revenue from contracts measured under the PAA are determined and approved annually and included in the medical scheme rules. Insurance revenue is represented after the deduction of PMSA contributions.

For the group of insurance contracts measured under the PAA, the Scheme recognises insurance revenue based on the expected pattern of release of risk over the coverage period of the group of contracts.

Risk contributions are not adjusted for non collectability given the immateriality of the anticipated write-offs.

Insurance service expense

Insurance service expenses include:

- incurred claims and benefits excluding investment components, i.e. PMSA claims;
- other incurred directly attributable insurance service expenses;
- changes that relate to past service (i.e., changes in the FCF relating to the LIC);
- changes that relate to future service (i.e., losses/reversals on onerous groups of contracts from changes in the loss components); and

Cash flows that are not directly attributable to a group of insurance contracts, such as some product development and training costs, are recognised in other operating expenses as incurred.

The Scheme includes acquisition cash flows within the insurance contract boundary that arise from selling, underwriting and starting a group of insurance contracts and that are costs directly attributable to individual contracts and the group of contracts.

Insurance acquisition costs are expensed by the

1. ACCOUNTING POLICIES (CONTINUED)

Scheme when it incurs the cost.

Insurance interest income and expenses

The non-distinct investment component (PMSA) accrues interest. This is disclosed within the insurance finance expense line item.

The Scheme does not disaggregate insurance finance income or expenses into amounts presented in profit loss and amounts presented in other comprehensive income.

1.12 RISK TRANSFER ARRANGEMENTS (REINSURANCE CONTRACT ASSETS/(LIABILITIES))

Definition and classification

Risk transfer arrangements are contractual arrangements entered into by the Scheme with a provider. The provider is paid a fixed fee per member to cover the risk of the number of incidents that occur during a specified period and the cost of providing the service. Risk transfer arrangements do not reduce the Schemes' primary obligations to its members and their dependents. These arrangements meet the definition of reinsurance contracts held per IFRS 17. A reinsurance contract transfers significant risk if it transfers substantially all of the insurance risk resulting from the insured portion of the underlying insurance contracts, even if it does not expose the reinsurer to the possibility of a significant loss.

Unit of account

Groups of reinsurance contracts held are assessed for aggregation separately from groups of insurance contracts issued. Applying the grouping requirements to reinsurance contracts held, the Scheme aggregates reinsurance contracts held concluded within a calendar year (annual cohorts) into groups of contracts for which there is a net gain at initial recognition.

Reinsurance contracts held are assessed for aggregation requirements on an individual contract basis.

The Scheme tracks internal management information reflecting historical experiences of such contracts' performance. This information is used for setting pricing of these contracts such that they result in reinsurance contracts held in a net cost position without a significant possibility of a net gain arising subsequently.

Recognition and derecognition

The reinsurance contract held that covers the losses of separate insurance contracts on a proportionate basis is recognised at the later of:

- the beginning of the coverage period of the group; or

- the initial recognition of any underlying insurance contract.

The Scheme does not recognise reinsurance contracts until it has recognised at least one of the underlying insurance contracts.

Initial and subsequent measurement

The Scheme uses the PAA for all risk transfer arrangements. The basis for this is that the coverage period of all contracts is 1 year or less.

For reinsurance contracts held, on initial recognition, the Scheme measures the remaining coverage at the amount of ceding contributions paid.

The carrying amount of a group of reinsurance contracts held at the end of each reporting period is the sum of:

- (a) the remaining coverage; and
- (b) the incurred claims, comprising the FCF related to past service allocated to the group at the reporting date adjusted for the risk adjustment for non-financial risk.

Subsequent measurement of the remaining coverage for reinsurance contracts held is:

- (a) increased for ceding contributions paid in the period; and
- (b) decreased for the amounts of ceding contributions recognised as reinsurance expenses for the services received in the period.

The Scheme does not adjust the asset for the remaining coverage for reinsurance contracts held for the effect of the time value of money. The reinsurance contributions are due within coverage periods which are one year or less.

All risk transfer contracts held by the Scheme has a coverage period aligning to the financial reporting period.

For insurance contracts issued, at each of the subsequent reporting dates, the LRC is increased for contributions received in the period and decreased for the amounts of expected contributions received recognised as insurance revenue for the services provided in the period.

Contract boundary

For groups of reinsurance contracts held, cash flows are within the contract boundary if they arise from substantive rights and obligations that exist during the reporting period in which Bestmed is compelled to pay amounts to the reinsurer or in which Bestmed has a substantive right to receive services from the reinsurer.

The Schemes' capitation agreements held have a duration of one year but are cancellable with a 30-day notice period by either party.

Net income/(expense) from reinsurance contracts held

The Scheme presents financial performance of groups of reinsurance contracts held on a gross basis.

Reinsurance income consists of:

The amount that depicts the value the insurer benefits from entering into a risk transfer arrangement (i.e., the value of services received from the capitation provider).

Reinsurance expenses consist of:

- (a) reinsurance expenses;
- (b) other incurred directly attributable insurance service expenses;
- (c) effect of changes in risk of reinsurer non-performance.

Reinsurance expenses are recognised similarly to insurance revenue. The amount of reinsurance expenses recognised in the reporting period depicts the transfer of received services at an amount that reflects the portion of ceding contributions the Scheme expects to pay in exchange for those services.

For groups of reinsurance contracts held measured under the PAA, the Scheme recognises reinsurance expenses based on the passage of time over the coverage period of a group of contracts.

Reinsurance contracts held are assessed for aggregation requirements on an individual contract basis.

1.13 LEASES

IFRS 16 established the principles for the recognition, measurement, presentation and disclosure of all lease arrangements within the scope of the standard. Under the standard, an asset (the right to use the leased item) and the liability to pay rentals are recognised. The only exceptions are short-term leases (defined as leases with a lease term of 12 months or less), and low-value leases which are accounted for as operating leases using the straight-line method unless another systematic basis is more representative of the time pattern in which economic benefits from the leased assets are consumed in the statement of comprehensive income.

The lease payments are discounted using the average prime rate as proxy for the incremental borrowing rate. Incremental borrowing rate is the rate that the Scheme would have to pay to borrow the funds necessary to obtain an asset of similar value to the right-of-use asset in a similar economic environment

with similar terms, security and conditions.

Leases are recognised as a right-of-use asset and a corresponding liability at the date at which the leased asset is available for use by the Scheme. Each lease payment is allocated between the liability and finance cost. The finance cost charged on the lease agreements is the effective interest rate. The right-of-use asset is depreciated over the lease term on a straight-line basis.

Agreements where the counterparty retains control of the underlying asset are classified as leases. The Scheme leases various offices and office equipment. Offices consist mainly of head office buildings and branches. Rental contracts are typically made for fixed periods of three to seven years but may have extension options that exist. Head office buildings are typically leased for longer periods than branches and are the main contributor to the carrying value of the right-of-use asset. Lease terms are negotiated on an individual basis and contain a wide range of different terms and conditions. The Scheme does not sub-lease any of its leased space.

Assets and liabilities arising from a lease are initially measured on a present value basis. Lease liabilities include the net present value of fixed lease payments.

1.14 FINANCIAL LIABILITIES - INITIAL AND SUBSEQUENT MEASUREMENT

Financial liabilities are initially recognised at fair value net of transaction costs incurred. After initial recognition, financial liabilities are measured at fair value, with gains and losses through profit and loss. The fair value is determined as the present value of cash flows required to settle the liabilities. However, due to their short-term maturities, their fair value approximates cost. In addition, the Scheme is not permitted to borrow in terms of Section 35 of the Medical Schemes Act 131 of 1998, as amended. Therefore the Scheme has no long-term financial liabilities. As a result, no fair value adjustments arise.

Trade payables

Trade payables are recognised initially at fair value and subsequently measured at amortised cost using the effective interest method.

1.15 PROVISIONS

Provisions are recognised when the Scheme has a present legal or contractual obligation as a result of past events, for which it is probable that an outflow of economic benefits will be required to settle the obligation, and a reliable estimate can be made of the amount of the obligation. Where the effect of discounting to present value is material, provisions are adjusted to reflect the time value of money.

1. ACCOUNTING POLICIES (CONTINUED)

1.16 ADMINISTRATION AND OTHER OPERATING EXPENSES

Expenses for administration and other operating expenses are expensed as incurred.

1.17 INVESTMENT INCOME

Investment income comprises dividends, interest on cash and cash equivalents, fixed interest securities, realised and unrealised gains and losses on financial assets through profit and loss.

Interest income is recognised on a yield to maturity basis, taking account of the principal outstanding and the effective rate over the period to maturity, when it is determined that such income will accrue to the Scheme.

Dividend income from investments is recognised when the right to receive payment is established – this is the ex-dividend date for equity securities.

Investment income is disclosed as cash flows from investing activities in the statement of cashflows.

1.18 REIMBURSEMENTS FROM THE ROAD ACCIDENT FUND (RAF)

The Scheme grants assistance to its members in defraying expenditure incurred in connection with rendering of any relevant health service. Such expenditure may be in connection with a claim that is also made to the RAF, administered in terms of the Road Accident Fund Act 56 of 1996 (the RAF). If the member is reimbursed by the RAF, the member is obliged contractually to cede that payment to the Scheme to the extent that he or she has already been compensated.

A reimbursement from the RAF is a possible asset that arises from a claim submitted to the RAF and whose existence will be confirmed only by the occurrence or non-occurrence of one or more uncertain future events not wholly within the control of the Scheme. The contingent assets are assessed continually to ensure that developments are appropriately reflected in the financial statements. Due to the uncertainty around the confirmation and measurability of the Road Accident Fund amounts, the Scheme accounts for these amounts on a cash basis. These amounts are recognised as a reduction of net claims incurred.

1.19 EMPLOYEE BENEFITS

Pension obligations

All the employees of the Scheme contribute towards a defined contribution fund. A defined contribution fund is a pension fund under which the Scheme pays fixed contributions into a separate entity. The Scheme has no legal or constructive obligation to pay further

contributions if the fund does not hold sufficient assets to pay all employees the benefits relating to employee service in the current and prior periods. Contributions to the defined contribution fund are recognised in the statement of comprehensive income for the year in which they are incurred.

Other post-employment obligations

The Scheme provides for medical scheme defined benefits upon retirement of employees who qualify. The provision comprises annual funding upon actuarial advice to provide for the future liability of medical benefits after retirement. Post-employment medical scheme benefits are defined benefits therefore the risk lies with the Scheme.

Leave pay accrual

The Scheme recognises in full employees' rights to annual leave entitlement in respect of past service.

Bonuses

Management and staff bonuses are recognised as an expense in staff costs as incurred.

1.20 INCOME TAX

In terms of Section 10(1)(d) of the Income Tax Act 58 of 1962, as amended, receipts and accruals of a benefit fund are exempt from normal tax. A medical scheme is included in the definition of a benefit fund and consequently the Scheme is exempt from income tax.

1.21 ALLOCATION OF INCOME AND EXPENDITURE TO BENEFIT OPTIONS

The following items are directly allocated to benefit options:

- Insurance revenue;
- Insurance service expenses;
- Reinsurance expenses from reinsurance contracts held;
- Broker service fees; and
- Interest paid on personal medical savings account balances.

The following items are apportioned based on the average number of members per option:

- Managed care management services; and
- Attributable and non-attributable expenses.

The following items are apportioned based on a percentage of gross insurance revenue per option:

- Investment income;
- Other income;
- Expenses for asset management services rendered;
- Finance costs excluding interest paid on personal

medical savings account balances; and

- Other expenditure.

IFRS 17 requires expenses to be classified into the following categories:

- Attributable acquisition expenses which are expenses incurred in "selling, underwriting and starting a group of insurance contracts."
- Attributable maintenance expenses which are policy administration, claims handling costs and an allocation of fixed and variable overhead expenses.
- Non-attributable expenses are all remaining expenses, including development and training costs.

Attributable acquisition expenses:

The methodology to identify whether acquisition expenses are attributable is to assess if the expense relates to acquiring new business for the current contracts on book, i.e. within the current contract boundary.

The costs of selling (mainly broker fees) the insurance contracts are classified as acquisition expenses and the Scheme choose to recognise insurance acquisition cash flows as expenses when it incurs those costs. Broker fees may only be paid once contributions have been received and therefore only after the insurance contract has been recognised.

Attributable expenses:

The methodology to identify whether expenses are attributable is to identify whether or not it is expected that such expense is unavoidable due to entering the insurance contract. Where it is not obvious whether an expense is avoidable or not, the Scheme will consider whether the activity resulting in the expense will continue if Bestmed were in run-off.

Expenses paid from activities still expected to take place in a run-off scenario would represent the cash flows required for the scheme to fulfil its obligations under such a contract.

Non-attributable expenses:

This will be all remaining expenses.

The Scheme considered the SAICA guidance in determining the classification of the expenses between attributable and non-attributable expenses.

1.22 STRUCTURE ENTITIES

A structured entity is an entity that has been designed so that voting or similar rights are not the dominant factor in deciding who controls the entity, such as when any voting rights relate to administrative tasks only, and the relevant activities are directed by means of contractual arrangements. A structured entity often has some or all of the following features or attributes:

- Restricted activities;
- A narrow and well-defined objective, such as to provide investment opportunities for investors by passing on risks and rewards associated with the assets of the structured entity to investors.
- Insufficient equity to permit the structured entity to finance its activities without subordinated financial support.
- Financing in the form of multiple contractually linked instruments to investors that create concentrations of credit or other risks (tranches).

The scheme has determined that some of its investments in pooled funds and collective investment schemes ("funds") are investments in unconsolidated structured entities. The scheme invests in these funds, whose objectives range from achieving medium- to long-term capital growth and whose investment strategy do not include the use of leverage.

The funds are managed by unrelated asset managers and apply various investment strategies to accomplish their respective investment objectives.

The change in fair value of each fund is included in the statement of profit or loss and other comprehensive income in 'Net gains/ (losses) on financial assets'.

2. PROPERTY AND EQUIPMENT

	Furniture	Leasehold improvements	Computer, office and medical equipment	Motor vehicles	Security and telephone system	Total
	R	R	R	R	R	R
Year ended 31 December 2025						
Cost						
At the beginning of the year	8 192 462	11 148 937	75 491 870	1 074 770	6 353 694	102 261 733
Additions	417 896	37 656	11 665 680	-	208 517	12 329 748
Disposals	(2 555)	-	(3 656 323)	-	(1 878 011)	(5 536 888)
At the end of the year	8 607 804	11 186 593	83 501 227	1 074 770	4 684 200	109 054 594
Accumulated depreciation						
At the beginning of the year	6 544 218	10 321 875	51 003 010	927 400	5 749 008	74 545 512
Disposals	(2 554)	-	(3 637 973)	-	(1 877 852)	(5 518 379)
Depreciation charges	295 716	645 447	10 686 627	34 200	412 190	12 074 179
At the end of the year	6 837 380	10 967 321	58 051 665	961 600	4 283 346	81 101 313
Carrying amount at the end of the year	1 770 423	219 271	25 449 562	113 170	400 854	27 953 281

	Furniture	Leasehold improvements	Computer, office and medical equipment	Motor vehicles	Security and telephone system	Total
	R	R	R	R	R	R
Year ended 31 December 2024						
Cost						
At the beginning of the year	8 542 764	10 504 684	69 558 987	1 048 823	6 650 920	96 306 178
Additions	217 225	644 253	6 551 838	154 000	139 583	7 706 899
Disposals	(567 526)	-	(618 954)	(128 053)	(436 810)	(1 751 344)
At the end of the year	8 192 462	11 148 937	75 491 870	1 074 770	6 353 694	102 261 733
Accumulated depreciation						
At the beginning of the year	6 825 867	9 337 922	37 617 371	946 086	5 596 589	60 323 834
Disposals	(567 376)	-	(591 582)	(128 052)	(434 982)	(1 721 993)
Depreciation charges	285 728	983 953	13 977 222	109 366	587 402	15 943 670
At the end of the year	6 544 218	10 321 875	51 003 010	927 400	5 749 008	74 545 512
Carrying amount at the end of the year	1 648 244	827 062	24 488 860	147 370	604 685	27 716 221

3. INTANGIBLE ASSETS

	2025	2024
	R	R
Year ended 31 December 2025		
Cost		
At the beginning of the year	35 819 696	31 047 123
Additions	2 720 141	4 772 573
At the end of the year	<u>38 539 836</u>	<u>35 819 696</u>
Accumulated amortisation		
At the beginning of the year	(13 830 363)	(10 386 194)
Amortisation for the year	(3 817 330)	(3 444 169)
At the end of the year	<u>(17 647 693)</u>	<u>(13 830 363)</u>
Carrying value at the end of the year	<u>20 892 143</u>	<u>21 989 333</u>

The intangible asset consists of development costs incurred for the member administration IT system. The developments are immediately put into use by the Scheme.

4. FINANCIAL ASSETS

	2025	2024
	R	R
(a) Financial assets at fair value through profit or loss represent investments in:		
Scheme:		
Listed bonds	217 042 012	257 044 715
Linked insurance policies	1 709 777 066	1 505 979 277
Collective investment schemes	1 818 058 889	1 479 789 830
Money market instruments	365 718 113	256 385 142
	<u>4 110 596 080</u>	<u>3 499 198 964</u>
Non-current	2 372 824 315	2 063 840 727
Current	1 737 771 765	1 435 358 236
	<u>4 110 596 080</u>	<u>3 499 198 964</u>
Personal medical savings investments:		
Money market instruments	444 770 393	411 709 385
Linked insurance policies	566 068 634	522 727 458
	<u>1 010 839 027</u>	<u>934 436 843</u>
Non-current*	-	-
Current*	1 010 839 027	934 436 843
	<u>1 010 839 027</u>	<u>934 436 843</u>

The personal medical savings accounts were invested on behalf of members in money market instruments and Linked insurance policies. The effective interest rate on the investments was 7.60% (2024: 8.86%).

* The carrying amount of the personal medical savings account trust investments approximates the fair values due to the short-term nature of the investments. The personal medical savings trust investments are presented as current assets on the face of the Statement of Financial Position due to the short-term liquidity of the instruments therein.

(b) Financial assets at fair value through other comprehensive income represent investments in:

- Listed Equities	679 133 962	507 939 804
- SA Listed Properties	38 807 553	30 748 902
	<u>717 941 516</u>	<u>538 688 705</u>

Non-compliance with Section 35(8)(a), (c) and (d) of the Medical Schemes Act relates to the above investment balances.

A register of investments is available for inspection at the registered office of the Scheme. Refer to Note 27 for Financial Risk Management disclosures.

5. LEASES

Under IFRS 16, an asset (the right to use the leased item) and the liability to pay rentals, are recognised at the inception of the lease. The asset is disclosed separately and the liability to pay rentals is disclosed separately as lease liabilities. The Scheme has elected to apply an exemption on leases for which the underlying asset is of low value, being individual assets which are valued at less than R65 000. These are treated as operating leases and are accounted for as operating leases using the straight-line method in the statement of comprehensive income.

Lease payments are allocated between principal and finance cost. The finance cost is charged to the statement of comprehensive income over the lease period so as to produce the constant periodic rate of interest on the remaining balance of the liability for each period. The weighted average of the prime rate is used as the proxy for the incremental borrowing rate applied to the lease liabilities on 31 December 2025 was 8.9% (2024: 7.2%).

IMPACT ON STATEMENT OF FINANCIAL POSITION

The statement of financial position shows the following amounts relating to leases:

	2025	2024
	R	R
The carrying amount of lease assets and new lease assets during the reporting period are presented in the table below:		
Lease assets*		
Carrying amount of right-of-use assets:		
Opening Balance	11 249 062	27 633 373
Additions to the right-of use of assets ¹	85 917 363	2 370 063
Depreciation	(18 723 172)	(18 754 374)
Total	78 443 253	11 249 062

*Leased assets comprise of buildings.

¹New leases entered into and lease modification during the financial year.

	2025	2024
	R	R
Lease liabilities		
Opening Balance	14 065 720	33 761 595
Cash movements		
Principal element of lease payments	(18 342 950)	(22 065 938)
Non-cash movements		
New leases entered into and lease modifications during the year	85 917 363	2 370 063
Lease liability at the end of the year	81 640 133	14 065 720
Current	14 269 585	12 613 057
Non-current	67 370 548	1 452 663
Total	81 640 133	14 065 720

AMOUNTS RECOGNISED IN THE STATEMENT OF COMPREHENSIVE INCOME

The statement of comprehensive income includes the following amounts relating to leases:

	2025	2024
	R	R
Depreciation charge of right-of-use assets:		
Buildings	18 723 172	18 754 374
Interest expense on lease liabilities	4 992 468	2 013 179
Expenses relating to short-term leases of low-value assets ¹	441 337	1 521 033
	24 156 977	22 288 587

¹The Scheme leases computer equipment on a short-term basis and has elected to exempt these leases from IFRS 16.

The following table summarises the contractual maturity analysis for lease liabilities over the contractual period. The maturity analysis is presented on an undiscounted contractual cash flow basis.

	Within 1 year	1 – 5 years	Total
	R	R	R
31 December 2025			
Lease liability	22 373 474	81 508 565	103 882 040
31 December 2024			
Lease liability	13 111 247	1 565 819	14 677 066

6. TRADE AND OTHER RECEIVABLES

	2025	2024
	R	R
Prepaid expenses and deposits	16 901 579	16 238 066
Accrued interest	15 122 660	13 126 503
Sundry accounts receivable	200 473	46 439
	32 224 712	29 411 008

Trade and other receivables represent financial assets held at amortised cost. The carrying amounts of trade and other receivables approximate their fair values due to the short-term maturities of these assets. Estimated cash flow receipts have not been discounted as the effect would be immaterial.

7. CONTINGENT ASSET

Road Accident Fund

Claims for third party debtors (the Road Accident Fund) for benefits paid on behalf of the Scheme's members are disclosed as a contingent asset as the inflow of economic benefits is probable, but not virtually certain. No claims were recovered since 2024 given challenges experienced at the Road Accident Fund.

8. CASH AND CASH EQUIVALENTS

Scheme	2025	2024
	R	R
Call accounts	5 938 160	5 487 609
Current accounts	50 502 403	11 472 520
	56 440 563	16 960 129

The weighted average effective interest rate on short-term cash deposits was 5.80% (2024: 6.86%) and had an average maturity of 29.50 days (2024: 29.50 days). The carrying amounts of cash and cash equivalents approximate their fair values due to the short-term maturities of these assets.

The total interest earned on the Schemes' call and current accounts was R3,040,768 (2024: R3,350,184), which is included in investment income in profit or loss. Refer to Note 15 for full disclosure on investment income.

Personal medical savings account	2025	2024
	R	R
Current account	446 842 029	340 597 559
	446 842 029	340 597 559

The weighted average effective interest rate on the short-term cash was 6,93% (2024: 7.78%) and the carrying amounts of cash and cash equivalents approximate their fair values due to the short-term nature of these assets.

The total interest earned on the personal medical savings current account was R27,992,813 (2024: R26,124,985), which is included in investment income in profit or loss. Refer to Note 15 for full disclosure on investment income.

9. REINSURANCE CONTRACTS ASSETS/(LIABILITIES)

Reconciliation of the remaining coverage and incurred claims 2025	LRC		LIC		Total
	Excluding loss recovery component	Present value of future cash flows	Risk adjustment for non-financial risk		
	R	R	R	R	
Total - Reinsurance contracts held					
Opening reinsurance contract assets	-	(6 340 801)	(186 327)	(6 527 128)	
Opening reinsurance contract liabilities	-	2 591 612	-	2 591 612	
Reinsurance contract liabilities/(assets) as at 1 January	-	(3 749 189)	(186 327)	(3 935 516)	
Net (income)/expenses from reinsurance contracts held					
Reinsurance expenses	114 502 518	-	-	114 502 518	
Other incurred directly attributable expenses	-	-	-	-	
Incurred claims recovery	-	(132 259 191)	(230 341)	(132 489 532)	
Changes that relate to past service - changes in the FCF relating to incurred claims recovery	-	764 668	186 327	950 995	
Net (income)/expenses from reinsurance contracts held	114 502 518	(131 494 523)	(44 013)	(17 036 019)	
Total amounts recognised in comprehensive income	114 502 518	(131 494 523)	(44 013)	(17 036 019)	
Investment components	-	-	-	-	
Other changes: transfer of premium payables to LIC	(3 290 149)	3 290 149	-	-	
Cash flows					
Premiums paid net of ceding commissions and other directly attributable expenses paid	(111 212 368)	(2 591 612)	-	(113 803 980)	
Cash claims recovered through risk transfer arrangements	-	-	-	-	
Total cash flows	(111 212 368)	(2 591 612)	-	(113 803 980)	
Non-cash claims recovered through risk transfer arrangements	-	130 154 735	-	130 154 735	
Reinsurance contract liabilities/(assets) as at 31 December	-	(4 390 440)	(230 341)	(4 620 781)	
Closing reinsurance contract assets	-	(7 680 590)	(230 341)	(7 910 931)	
Closing reinsurance contract liabilities	-	3 290 149	-	3 290 149	

9. REINSURANCE CONTRACTS ASSETS/(LIABILITIES) (CONTINUED)

Reconciliation of the remaining coverage and incurred claims 2024

	LRC		LIC		Total
	Excluding loss recovery component	Present value of future cash flows	Risk adjustment for non-financial risk		
	R	R	R	R	R
Total - Reinsurance contracts held					
Opening reinsurance contract assets	-	(4 790 458)	(152 801)		(4 943 259)
Opening reinsurance contract liabilities	-	4 433 733	-		4 433 733
Reinsurance contract liabilities/(assets) as at 1 January	-	(356 726)	(152 801)		(509 526)
Net (income)/expenses from reinsurance contracts held					
Reinsurance expenses	100 805 766	-	-		100 805 766
Other incurred directly attributable expenses	-	-	-		-
Incurred claims recovery	-	(125 739 170)	(186 327)		(125 925 497)
Changes that relate to past service - changes in the FCF relating to incurred claims recovery	-	2 834 595	152 801		2 987 396
Net (income)/expenses from reinsurance contracts held	100 805 766	(122 904 575)	(33 526)		(22 132 335)
Total amounts recognised in comprehensive income	100 805 766	(122 904 575)	(33 526)		(22 132 335)
Investment components	-	-	-		-
Other changes: transfer of premium payables to LIC	(2 591 612)	2 591 612	-		-
Cash flows					
Premiums paid net of ceding commissions and other directly attributable expenses paid	(98 214 154)	(4 433 733)	-		(102 647 887)
Cash claims recovered through risk transfer arrangements	-	11 158 168	-		11 158 168
Total cash flows	(98 214 154)	6 724 436	-		(91 489 718)
Non-cash claims recovered through risk transfer arrangements	-	110 196 064	-		110 196 064
Reinsurance contract liabilities/(assets) as at 31 December	-	(3 749 189)	(186 327)		(3 935 516)
Closing reinsurance contract assets	-	(6 340 801)	(186 327)		(6 527 128)
Closing reinsurance contract liabilities	-	2 591 612	-		2 591 612

9. REINSURANCE CONTRACTS ASSETS/(LIABILITIES) (CONTINUED)

Details pertaining to reinsurance contracts:

2025	AZOZA	Netcare 911	Preferred Provider Negotiators	Total
	R	R	R	R
Capitation fees paid	9 242 157	29 569 957	75 690 404	114 502 518
Recoveries received	(8 445 298)	(42 461 717)	(80 587 508)	(131 494 523)
Risk adjustment	-	-	-	(44 013)
Net expense/(income) from reinsurance contracts held	796 859	(12 891 760)	(4 897 104)	(17 036 019)
2024	AZOZA	Netcare 911	Preferred Provider Negotiators	Total
	R	R	R	R
Capitation fees paid	7 769 245	22 860 833	70 175 689	100 805 766
Recoveries received	(1 437 071)	(39 065 805)	(82 401 700)	(122 904 575)
Risk adjustment	-	-	-	(33 526)
Net expense/(income) from reinsurance contracts held	6 332 174	(16 204 972)	(12 226 011)	(22 132 335)

A reinsurance contract is an insurance contract issued by one insurer (the reinsurer) to compensate another insurer (the cedent) for losses on one or more contracts issued by the cedent. IFRS 17 clarifies that significant insurance risk is transferred under a reinsurance contract even when the entity is not exposed to the possibility of a significant loss as a result of the contract.

The cost the Medical Scheme would have incurred to deliver the specified benefits had it not entered into the capitation agreement, primarily represents the Scheme's exposure to its members, as the capitation agreement cannot absolve the Medical Scheme from its responsibility towards its members. The Scheme would have incurred this "cost" (had it not entered into the capitation agreement) to deliver the specified benefits and as such it represents the Scheme's recovery in kind from the managed healthcare provider. This recovery in kind, of cost incurred, is disclosed as reinsurance income from reinsurance contracts held.

The Scheme has assessed its risk transfer arrangements and noted that they meet the IFRS 17 definition of reinsurance contracts held. The above reinsurance contracts held are assessed relative to IFRS 17 requirements on an annual basis. On the basis that the unexpired risk (and hence incurred claims asset) in respect of the reinsurance contract is limited as at each financial year end, the Scheme have decided to apply the same factor in calculating

the risk adjustment as was calibrated for the claims reserve not covered by reinsurance contracts.

The Scheme entered into the above reinsurance contracts whereby the parties agreed that the above service providers will render services to beneficiaries on certain options of the Scheme. A fixed fee was paid monthly to Netcare 911, AZOZA (previously known as Europ Assistance), and the Preferred Provider Negotiators per beneficiary to provide emergency transport, international emergency transport and optical services respectively.

The methodologies used to determine the claims covered by these arrangements are set out below:

Netcare 911

The cost that the Scheme would have incurred for ambulance services are disclosed by Netcare 911. Detailed records are kept of all services to every member of a medical scheme with a contracted capitation agreement. The fixed cost per member per month paid to Netcare 911 includes administration costs, which consist of marketing cost, the pre-authorisation system and administration fees.

AZOZA

The Scheme took out insurance for International Travel at a rate of R6,21 (2024: R5.40) per member with AZOZA.

9. REINSURANCE CONTRACTS ASSETS/(LIABILITIES) (CONTINUED)

Preferred Provider Negotiators

Preferred Provider Negotiators are to provide Optometric Services by the participating providers to Bestmed members, which include consultations, frames, lenses and contact lenses. Claims incurred and recoveries received were calculated based on utilisation figures obtained from Preferred Provider Negotiators.

into a separate entity. The Scheme has no legal or constructive obligations to pay further contributions if the fund does not hold sufficient assets to pay all employees the benefits relating to employee service in the current and prior periods.

Post-retirement medical obligation

The Scheme did make provision for contributions towards medical benefits after normal retirement. Provision is made for the estimated benefits of the existing 13 (2024:13) pensioners as this liability is unfunded. There is no plan asset for this obligation. The total present value of the liability based on a projected-unit-credit basis as at 31 December 2025 is R7,978,316 (2024: R7,614,915).

10. RETIREMENT BENEFIT OBLIGATIONS

Pension Fund

All the employees of the Scheme contribute towards a defined contribution fund. A defined contribution fund is a pension fund under which the Scheme and employees pay fixed percentage contributions

	2025	2024
The independent actuarial assumptions and valuation at year-end were:		
Number of pensioner members	13	13
Future long-term medical inflation	5.8 p.a	7.2% p.a
Expected yield on assets	8.2%	10.4%
Mortality assumptions		
Post-retirement Male	Rated down by 1 year	PA 90
Post-retirement Female	Rated down by 2 years	PA 90
Life expectancy - present age 62		
Male	13.44	12.51
Female	16.72	15.36

Other assumptions

No significant changes would occur in the structure of the medical arrangements. Current contribution scales for members have been used as a basis for the calculations and was assumed that the scales will remain unchanged, with the exception of annual adjustments for medical inflation.

Contribution tables

The monthly medical scheme contributions for 2026 used in the valuation of the contributions liability are as follows:

	Income Band	Principal Member	Adult Dependant	Child Dependant
		R	R	R
Beat2 Network	All	2 775	2 156	1 167
Beat2	All	3 084	2 395	1 299
Beat3	All	4 514	3 220	1 593
Pace1	All	5 934	4 289	1 541
Pace2	All	8 766	8 596	1 933

	2025	2024
	R	R

The reconciliation of the value recognised in the statement of financial position is:

Liability at 1 January	7 614 915	7 781 824
Actual disbursements	(802 048)	(757 534)
Interest cost	750 983	747 670
Actuarial gain	414 466	(157 046)
Liability at year-end in the statement of financial position	7 978 316	7 614 915

Actual Disbursements

Actual Disbursements are the amounts paid with respect to the monthly subsidies of pensioners' medical scheme contributions.

Interest cost

The interest cost is the assumed investment return on the unfunded liability. A rate of 10.4% per annum was used for the year ended 31 December 2025 (2024: 10.1%).

Actuarial gain or loss

The liabilities are based on projections of future experience. Any difference between the actual experience since the date of previous valuation and that assumed in the previous projections will emerge as actuarial gains or losses. In addition, any changes to the assumptions will manifest as an actuarial gain or loss.

An actuarial loss of R4 14,466 (2024: gain of R157,046) is reported over the past year in the statement of comprehensive income. This loss is due to the following factors:

	2025	2024
	R	R
▪ Demographic experience (including option changes) and that assumed in the previous valuation gave rise to an actuarial (gain)/loss.	248 231	(119 838)
▪ Changes made to assumptions, the decrease in the discount rate from 10.4% to 8.2% (2024 increase: 10.1% to 10.4%) and a decrease in the medical cost inflation assumption from 7.2% to 5.8% (2024: 7.6% to 7.2%).	436 100	(364 329)
▪ Actual contribution increases on 1 January 2026 was lower than assumed in the previous valuation.	(284 615)	327 923
▪ Higher than expected disbursements paid during the year.	14 750	(802)
	414 466	(157 046)

10. RETIREMENT BENEFIT OBLIGATIONS (CONTINUED)

Sensitivity analysis

The following table illustrates the impact of a 1% and 0.5% increase and decrease in the assumed future rate of medical inflation:

	Base	Inflation plus 1%	Inflation plus 0.5%	Inflation minus 1%	Inflation minus 0.5%
	R	R	R	R	R
2025					
Liability at 1 January 2025	7 614 915	7 614 915	7 614 915	7 614 915	7 614 915
Disbursements	(802 048)	(802 048)	(802 048)	(802 048)	(802 048)
Interest cost	750 983	750 983	750 983	750 983	750 983
Actuarial loss/(gain)	414 466	961 479	161 351	(79 274)	680 885
Liability as at 31 December 2025	7 978 316	8 525 329	7 725 201	7 484 575	8 244 735
	R	R	R	R	R
2026					
Liability at 1 January 2026	7 978 316	8 525 329	7 725 201	7 484 575	8 244 735
Disbursements	(817 423)	(817 423)	(817 423)	(817 423)	(817 424)
Interest cost	620 708	665 563	599 952	580 221	642 554
Liability as at 31 December 2026	7 781 600	8 373 468	7 507 729	7 247 373	8 069 865

For the purposes of this disclosure, all other assumptions shall be held constant. For plans operating in a high inflation environment, the disclosure shall be the effect of a percentage increase or decrease in the assumed medical cost trend rate of a significance similar to one percentage point in a low inflation environment.

11. INSURANCE CONTRACTS LIABILITIES

Insurance contract liabilities is made up of the following two components:

- Liability attributable to current members; and
- Liability attributable to members for future benefits.

	2025	2024
	R	R
Insurance contract liabilities - Liability attributable to current members	1 784 464 106	1 747 383 021
Insurance contract liabilities - Liability attributable to members for future benefits - Current	-	63 435 925
Insurance contract liabilities - Liability attributable to members for future benefits - Non current	4 588 214 682	3 556 132 204
Insurance contract liabilities at the end of the year	6 372 678 787	5 366 951 150

(a) Liability attributable to current members

Reconciliation of the remaining coverage and incurred claims 2025

	LRC	LIC		Total
	Excluding loss component	Present value of future cash flows	Risk adjustment for non-financial risk	
Total - Insurance contracts issued				
Opening insurance contract assets	R -	R -	R -	R -
Opening insurance contract liabilities	49 726 623	1 687 743 864	9 912 533	1 747 383 021
Scheme		373 536 530		
Investment components		1 314 207 335		
Insurance contract liabilities/(Insurance contract assets) as at 1 January 2025	49 726 623	1 687 743 864	9 912 533	1 747 383 021
Insurance revenue				
New contracts and contracts measured under the full retrospective approach at transition	(8 244 265 191)	-	-	(8 244 265 191)
Total insurance revenue	(8 244 265 191)	-	-	(8 244 265 191)
Insurance service expenses				
Incurred claims and other directly attributable expenses	-	7 514 013 117	9 648 858	7 523 661 975
Changes that relate to past service - adjustments to the LIC	-	(42 369 265)	(9 912 533)	(52 281 798)
Losses on onerous contracts and reversals of those losses	-	-	-	-
Insurance acquisition cash flows	-	173 706 186	-	173 706 186
Total insurance service expenses	-	7 645 350 038	(263 675)	7 645 086 363
Insurance service result	(8 244 265 191)	7 645 350 038	(263 675)	(599 178 828)
Finance (income)/expenses from insurance contracts issued	-	105 094 748	-	105 094 748
Effect of movements in exchange rates	-	-	-	-
Investment return	-	-	-	-
Other operating expenses	-	-	-	-
Total amounts recognised in comprehensive income	(8 081 796 241)	7 587 975 835	(263 675)	(494 084 081)
Investment components	(1 470 276 745)	1 470 276 745	-	-
Other changes: Transfer of contributions receivable to LIC	162 468 950	(162 468 950)	-	-
Cash flows				
Premiums received	8 067 871 066	148 969 660	-	8 216 840 725
Scheme	8 244 265 191			
Outstanding contributions	(160 812 847)			
Personal medical savings account advances	(1 656 103)			
Contributions received in advance prior year	(49 726 623)			
Contributions received in advance current year	35 801 448			
Claims and other directly attributable expenses paid	-	(7 641 550 888)	-	(7 641 550 888)
Claims paid	-	(7 263 900 375)	-	(7 263 900 375)
Relevant insurance expenses	-	(7 133 930 109)	-	(7 133 930 109)
Reported not yet paid	-	7 994 715	-	7 994 715
Increase in liability for incurred claims	-	(13 379 873)	-	(13 379 873)
Insurance contracts - Other payables and accrued expenses	-	(135 377 476)	-	(135 377 476)
Unclaimed payments	-	10 792 368	-	10 792 368
Directly attributable expenses paid	-	(203 944 327)	-	(203 944 327)
Other directly attributable maintenance expenses	-	(197 894 714)	-	(197 894 714)
Changes in the expected non-recoverability of healthcare receivables in SOCI	-	(8 016 818)	-	(8 016 818)
Less: Expected non-recoverability	-	767 827	-	767 827
Insurance contracts - Trade creditors payable	-	(188 099)	-	(188 099)
Unclaimed credits write off	-	1 387 476	-	1 387 476
Insurance acquisition cash flows paid	-	(173 706 186)	-	(173 706 186)
Cash Payments to reinsurers	-	(113 803 981)	-	(113 803 981)
Investment components received/(paid)	1 470 276 745	(1 400 597 435)	-	69 679 310
Personal medical savings claims paid on behalf of members	-	(1 360 283 649)	-	(1 360 283 649)
Transfers to other schemes	-	(5 599 485)	-	(5 599 485)
Refunds on death or resignations	-	(45 275 343)	-	(45 275 343)
Advances on personal medical savings accounts written off or in debt recovery process	-	10 313 162	-	10 313 162
Advances on personal medical savings accounts	-	247 880	-	247 880
Total cash flows	9 538 147 810	(9 006 982 644)	-	531 165 166
Insurance contract liabilities/(Insurance contract assets) as at 31 December 2025	35 801 448	1 739 013 800	9 648 858	1 784 464 106
Closing insurance contract assets	-	-	-	-
Closing insurance contract liabilities	35 801 448	1 739 013 800	9 648 858	1 784 464 106
Scheme		250 032 408		
Investment components		1 488 981 392		

11. INSURANCE CONTRACTS LIABILITIES (CONTINUED)

(a) Liability attributable to current members (continued)

Reconciliation of the liability for remaining coverage and the liability for incurred claims closing balances consist of:

	2025
Insurance contract payables	R
Contributions received in advance	35 801 448
Unclaimed payments	41 216 262
Reported claims not yet paid	12 835 117
Other payables and accrued expenses	28 863 426
Trade creditors payable	4 830 069
	123 546 321
Liability for incurred claims	
Incurred but not yet reported	329 910 931
Risk adjustment	9 648 858
Investment components - Personal medical savings accounts	1 488 981 392
	1 828 541 180
Insurance contract receivables	
Contributions outstanding	160 812 847
Recoveries from providers	3 061 998
Recoveries from members	13 297 544
Personal medical savings account advances	1 656 103
Sundry accounts receivable	789 154
	179 617 647
Less: Provision for impairment	(11 994 251)
Total receivables arising from insurance contracts	167 623 396
Net closing balance - 31 December 2025	1 784 464 106

Reconciliation of the liability for remaining coverage and the liability for incurred claims 2024

	LRC	LIC		Total
	Excluding loss component	Present value of future cash flows	Risk adjustment for non-financial risk	
Total - Insurance contracts issued				
Opening insurance contract assets	-	-	-	-
Opening insurance contract liabilities	27 789 381	1 345 232 166	9 084 218	1 382 105 766
Scheme		165 745 656		
Investment components		1 179 486 511		
Insurance contract liabilities/(Insurance contract assets) as at 1 January 2023	27 789 381	1 345 232 166	9 084 218	1 382 105 766
Insurance revenue				
New contracts and contracts measured under the full retrospective approach at transition	(7 244 488 100)	-	-	(7 244 488 100)
Total insurance revenue	(7 244 488 100)	-	-	(7 244 488 100)
Insurance service expenses				
Incurred claims and other directly attributable expenses	-	7 023 127 640	9 912 533	7 033 040 173
Changes that relate to past service - adjustments to the LIC	-	29 681 605	(9 084 218)	20 597 387
Losses on onerous contracts and reversals of those losses	-	-	-	-
Insurance acquisition cash flows	-	156 001 666	-	156 001 666
Total insurance service expenses	-	7 208 810 911	828 315	7 209 639 226
Insurance service result	(7 244 488 100)	7 208 810 911	828 315	(34 848 873)
Finance (income)/expenses from insurance contracts issued	-	105 466 847	-	105 466 847
Effect of movements in exchange rates	-	-	-	-
Investment return	-	-	-	-
Other operating expenses	-	-	-	-
Total amounts recognised in comprehensive income	(7 095 518 440)	7 165 308 099	828 315	70 617 974
Investment components	(1 286 460 169)	1 286 460 169	-	-
Other changes: Transfer of contributions receivable to LIC	148 969 660	(148 969 660)	-	-
Cash flows				
Premiums received	7 117 455 682	129 629 009	-	7 247 084 691
Scheme	7 244 488 100			
Outstanding contributions	(147 561 437)			
Personal medical savings account advances	(1 408 223)			
Contributions received in advance prior year	(27 789 381)			
Contributions received in advance current year	(49 726 623)			
Claims and other directly attributable expenses paid	-	(6 890 189 668)	-	(6 890 189 668)
Claims paid	-	(6 527 460 088)	-	(6 527 460 088)
Relevant insurance expenses		(6 737 842 462)		
Reported not yet paid		(20 861 975)		
Increase in liability for incurred claims		100 912 184		
Insurance contracts - Other payables and accrued expenses		121 566 305		
Unclaimed payments		8 765 861		
Directly attributable expenses paid	-	(206 727 914)	-	(206 727 914)
Other directly attributable maintenance expenses		(192 720 492)		
Changes in the expected non-recoverability of healthcare receivables in SOCI		(11 294 672)		
Less: Expected non-recoverability		(2 932 917)		
Insurance contracts - Trade creditors payable		244 505		
Unclaimed credits write off		(24 337)		
Insurance acquisition cash flows paid	-	(156 001 666)	-	(156 001 666)
Cash Payments to reinsurers		(91 489 718)		(91 489 718)
Investment components received/(paid)	1 286 460 169	(1 257 206 193)	-	29 253 977
Personal medical savings claims paid on behalf of members		(1 221 598 395)		
Transfers to other schemes		(3 515 019)		
Refunds on death or resignations		(40 923 779)		
Advances on personal medical savings accounts written off or in debt recovery process		11 145 609		
Advances on personal medical savings accounts		(2 314 609)		
Total cash flows	7 117 455 682	(8 109 256 570)	-	294 659 281
Insurance contract liabilities/(Insurance contract assets) as at 31 December 2024	(1 236 733 546)	1 687 743 864	9 912 533	460 922 851
Closing insurance contract assets	-	-	-	-
Closing insurance contract liabilities	49 726 623	1 687 743 864	9 912 533	1 747 383 021
Scheme		373 536 530		
Investment components		1 314 207 335		

11. INSURANCE CONTRACTS LIABILITIES (CONTINUED)

Reconciliation of the liability for remaining coverage and the liability for incurred claims closing balances consist of:

	2024
Insurance contract payables	R
Contributions received in advance	49 726 623
Unclaimed payments	30 423 894
Reported claims not yet paid	4 840 402
Other payables and accrued expenses	144 820 667
Trade creditors payable	5 018 168
	234 829 753
Liability for incurred claims	
Incurred but not yet reported	342 840 801
Risk adjustment	10 098 860
Investment components - Personal medical savings accounts	1 314 207 335
	1 667 146 996
Insurance contract receivables	
Contributions outstanding	147 561 437
Recoveries from providers	2 799 552
Recoveries from members	13 394 003
Personal medical savings account advances	1 408 223
Sundry accounts receivable	656 938
	165 820 153
Less: Provision for impairment	(11 226 424)
Total receivables arising from insurance contracts	154 593 729
Net closing balance - 31 December 2024	1 747 383 021

11. INSURANCE CONTRACTS LIABILITIES (CONTINUED)

	2025	2024
Investment components - Personal medical savings accounts	R	R
Monies managed by the Scheme on behalf of its members		
Balance on personal medical savings account liability at the beginning of the year	1 314 207 335	1 179 486 511
Less		
Advances on personal medical savings accounts	(1 408 223)	(3 722 832)
Balance on personal medical savings account liability at the beginning of the year	1 312 799 112	1 175 763 679
Add		
Personal medical savings account contributions received or receivable (Note 11)	1 468 117 858	1 283 535 324
Personal medical savings account balances received from other Schemes	2 158 887	2 924 845
Interest on personal medical savings account trust funds invested paid to members (Note 15)	106 091 227	106 383 201
Advances on personal medical savings accounts written off or in debt recovery process	10 313 162	11 145 609
Less		
Personal medical savings claims paid on behalf of members	(1 360 283 649)	(1 221 598 395)
Transfers to other schemes	(5 599 485)	(3 515 019)
Refunds on death or resignations	(45 275 343)	(40 923 779)
Personal medical savings payable to the Guardians Fund	-	-
Bank charges and management fees (Note 19)	(996 480)	(916 354)
Contributions relief payment from savings	-	-
Add		
Advances on personal medical savings accounts	1 656 103	1 408 223
Balances due to members on personal medical savings accounts held in trust at the end of the year	1 488 981 392	1 314 207 335

The Personal Medical Savings Accounts ("PMSA") have been identified as a investment component, however these are non-distinct and as such do not require separation from the main insurance contract. PMSA are measured under IFRS 17. Refer to Note 1.2 for detailed disclosures and significant judgements made in transition to IFRS 17.

In accordance with the Rules of the Scheme, the personal medical savings accounts are underwritten by the Scheme.

The personal medical savings account trust liability contains a demand feature in terms of Regulation 10 of the Medical Schemes Act that any credit balance on a member's personal medical savings account must be taken as a cash benefit when the member terminates his or her membership of the Scheme or benefit option, and then enrolls in another benefit option or medical scheme without a personal medical savings account or does not enrol in another medical scheme.

The carrying amount of the personal medical savings account trust investments approximates their fair values due to the short-term nature of the investments. Interest earned on all personal medical savings account funds invested as cash and cash equivalents and financial assets investments are allocated to members' personal medical saving account balances, and are not recognised as income for the Scheme.

The Scheme does not charge interest on debit personal medical savings plan balances and advances on personal medical savings accounts are funded by the Scheme and are included and disclosed in insurance contracts.

The difference between the personal medical savings account trust liability and the personal savings trust account assets (Note 4 and 11), is attributable to the timing of the collection of savings contributions versus the transfer of funds from the Scheme's bank account to the Personal medical savings account.

11. INSURANCE CONTRACTS LIABILITIES (CONTINUED)

(b) Insurance contract liabilities – Liability attributable to members for future benefits

	2025	2024
	R	R
Opening balance	3 619 568 129	3 413 469 872
Movement in insurance liability attributable to members for future benefits	968 646 552	206 098 258
Amounts attributable to members for future benefits	783 353 289	164 392 677
Unrealised (losses)/gains on equity instruments designated at FVTOCI	168 493 028	30 651 314
Cumulative gains/(losses) on equity instruments designated at FVOCI transferred to insurance liability attributable to members for future benefits upon disposal	16 800 235	11 054 266
Closing balance	4 588 214 682	3 619 568 129
Current	-	63 435 925
Non-current	4 588 214 682	3 556 132 204
Total	4 588 214 682	3 619 568 129

The current portion of the insurance liability for future members represents the Schemes' budgeted net underwriting deficit for the next financial period as submitted to Council for Medical Schemes. The Scheme anticipate a net underwriting surplus for the 2026 financial year.

12. TRADE AND OTHER PAYABLES

	2025	2024
	R	R
Financial liabilities		
Other payables and accrued expenses	25 253 029	19 984 704
Trade creditors payable	2 944 279	330 217
	<u>28 197 307</u>	<u>20 314 920</u>
Provisions		
Leave provision at the beginning of the year	15 236 638	12 515 033
Movement for the year	1 062 205	2 721 604
Leave provision at the end of the year	<u>16 298 843</u>	<u>15 236 638</u>
Total trade and other payables	44 496 150	35 551 558

The carrying amounts of trade and other payables approximate their fair values due to the short-term maturities of these liabilities.

13. INSURANCE REVENUE AND SERVICE EXPENSES

	2025	2024
	R	R
Insurance revenue	8 244 265 191	7 244 488 100
Insurance service expenses	(7 645 086 363)	(7 209 639 226)
Net claims incurred**	(7 265 468 645)	(6 849 622 396)
Risk claims incurred	(7 143 390 631)	(6 660 143 312)
Third party claims recoveries	278 037	700 491
Accredited managed healthcare services	(174 637 850)	(169 582 188)
Hospital benefit management services	(61 654 598)	(51 685 437)
Pharmacy benefit management services	(82 751 260)	(86 276 884)
Managed care network management services & risk management	(10 180 398)	(13 900 171)
Active disease risk management	(20 051 593)	(17 719 695)
Changes that relate to past service - adjustments to the LIC	52 281 798	(20 597 387)
Insurance acquisition cash flow	(173 706 186)	(156 001 666)
Attributable maintenance expenses	(205 911 532)	(204 015 164)
Reinsurance Insurance Service Result**	17 036 019	22 132 335
Reinsurance expenses – contracts measured under the PAA	(114 502 518)	(100 805 766)
Reinsurance income – contracts measured under the PAA	131 538 537	122 938 101
Recovered claims	132 489 532	125 925 497
Changes that relate to past service - adjustments to the LIC	(950 995)	(2 987 396)
Total insurance service result	616 214 847	56 981 209

**As required by CMS Circular 32 of 2025, "Relevant healthcare expenditure" comprises Net claims incurred and Reinsurance service result.

(a) Insurance revenue

Gross insurance revenue from contracts measured under the PAA	9 712 383 049	8 528 023 424
Less: Investment component - Personal medical savings account contributions (Note 11)	(1 468 117 858)	(1 283 535 324)
	<u>8 244 265 191</u>	<u>7 244 488 100</u>

The personal medical savings account contributions are received by the Scheme in terms of Regulation 10(1) and the Scheme's Registered Rules and it is held in a trust on behalf of the members of the Scheme.

13. INSURANCE REVENUE AND SERVICE EXPENSES (CONTINUED)

	NOTES	2025	2024
		R	R
(b) Insurance acquisition cash flow			
Brokers' fees		138 838 728	124 504 665
Other directly attributable acquisition cashflows:	14	34 867 458	31 497 002
Employee benefits expenses		33 968 131	30 432 932
Other directly attributable acquisition expenses		899 327	1 064 070
		173 706 186	156 001 666
(c) Attributable maintenance expenses			
Employee benefits expenses		95 577 556	90 513 980
Other directly attributable maintenance expenses		102 317 157	102 206 512
	14	197 894 714	192 720 492
Changes in the expected non-recoverability of healthcare receivables		8 016 818	11 294 672
		205 911 532	204 015 164

Other directly attributable acquisition cashflows comprise of direct sales and member record management. Attributable maintenance expenses comprise of broker relation, information technology costs, claims, client service management and accredited wellness expenses.

14. ADMINISTRATION EXPENSES

	NOTES	2025		2024	
		R		R	
		Directly attributable acquisition and maintenance expenses	Not directly attributable expenses	Directly attributable acquisition and maintenance expenses	Not directly attributable expenses
Managed care management services		7 954 060	-	8 524 419	-
Wellness and preventative care		4 085 453	-	4 733 808	-
Maternity programme		3 868 607	-	3 790 611	-
Actuarial fees		2 908 445	-	2 764 681	-
Audit fees*		-	3 407 019	-	3 113 947
External audit services for previous year's audit		-	1 920 023	-	1 991 686
External audit services for current year audit		-	1 486 996	-	1 122 261
Bank charges		-	8 656 119	-	8 044 266
Consultation fees		107 755	4 369 244	232 551	6 597 929
Investigation fees		-	6 882 902	-	7 106 389
Debt collection fees		-	712 986	-	570 228
Amortization	3	-	3 817 330	-	3 444 170
Depreciation	2	-	30 797 351	-	34 698 044
Employee benefit expenses		129 545 687	99 372 012	120 946 912	93 684 407
Employee recruitment, training and development		-	6 159 790	-	5 842 735
Insurance premiums		-	1 633 159	-	1 710 833
Information Technology		53 283 285	-	52 703 945	-
IT maintenance		3 348 310	-	3 194 872	-
License fees		25 924 012	-	27 443 870	-
Legal fees		-	2 924 145	-	820 111
Marketing and advertising expenses		1 283 132	42 049 694	379 073	35 109 761
Rent paid		-	646 543	-	1 728 131
Building expenses		1 081 515	3 710 308	1 060 349	3 706 263
Other expenses		997 014	4 120 853	1 069 698	5 077 593
Principal Officers' fees		-	8 253 764	-	7 837 787
Printing and stationery expenses		407 820	1 841 325	352 384	2 241 258
Registrar's levies and other fees		-	6 286 505	-	5 675 779
Telephone and postage fees		2 360 454	1 842 792	2 287 575	2 610 989
Total trustee remuneration and travel and Accommodation expenses		-	5 413 255	-	4 106 007
Trustees vetting expenses		-	820 086	-	1 941 129
Travel accommodation and conferences		3 560 682	533 253	3 257 166	371 226
		232 762 171	244 250 437	224 217 494	236 038 984

*The below audit fees breakdown note has been included in the current year to align with the disclosure requirements of the International Ethics Standards Board for Accountants(IESBA) Code.

	R
Financial Statement Audit**	3 279 652
Regulatory Audit	127 367
	3 407 019

**Financial Statement Audit amount includes 2024 and 2025 audit fees as disclosed above.

15. INVESTMENT INCOME

	2025	2024
	R	R
Scheme		
Financial assets at fair value through profit or loss:		
- Interest income	151 208 961	145 904 304
Income from financial assets at fair value through other comprehensive income:		
- Dividend income	39 037 831	29 120 424
Cash and cash equivalents - interest income	3 040 768	3 350 184
Net realised (losses)/gains on financial assets at fair value through profit or loss (a)	6 719 589	19 296 692
Net unrealised gains on financial assets at fair value through profit or loss (b)	220 910 549	153 834 252
	420 917 697	351 505 856
Personal medical savings account trust monies invested		
Financial assets at fair value through profit or loss:		
- Interest income	78 098 414	80 258 216
Cash and cash equivalents - interest income	27 992 813	26 124 985
	106 091 227	106 383 201
(a) Net realised gains/(losses) on financial assets at fair value through profit or loss		
- Listed bonds	4 060 986	(3 005 802)
- Linked insurance policies	-	10 812 603
- Collective investment schemes	2 658 603	11 489 891
	6 719 589	19 296 692
(b) Net unrealised gains on financial assets at fair value through profit or loss		
- Listed bonds	9 347 599	3 161 073
- Linked insurance policies	203 797 789	146 923 526
- Collective investment schemes	7 765 161	3 749 653
	220 910 549	153 834 252
(c) Income from financial assets at fair value through other comprehensive income:		
- Unrealised gains (losses) on equity instruments designated at FVOCI	168 493 028	30 651 314
- Cumulative gains upon disposal of equity instruments designated at FVOCI	16 800 235	11 054 266

16. SUNDRY INCOME

	NOTES	2025	2024
		R	R
Unclaimed credits written off		1 387 476	(24 337)
Net profit on disposal of fixed assets		65 145	175 991
		1 452 621	151 654

17. FINANCE EXPENSES FROM INSURANCE CONTRACTS ISSUED - PMSA

Net finance expenses from insurance contracts issued - PMSA	77 101 935	79 341 862
Cash and cash equivalents - interest income	27 992 813	26 124 985
	105 094 748	105 466 847

18. INTEREST EXPENSE

Finance costs - lease liability	5	4 992 468	2 013 179
		4 992 468	2 013 179

19. ASSET MANAGEMENT FEES

Scheme			
Expenses for asset management services rendered		5 988 971	6 193 878
		5 988 971	6 193 878
Personal medical savings account trust monies invested			
Expenses for asset management services rendered		996 480	916 354
		996 480	916 354

20. EMPLOYEE BENEFIT EXPENSES

	Directly attributable acquisition and maintenance expenses	Non-attributable expenses	Total
	R	R	R
As at 31 DECEMBER 2025			
Salaries and Bonuses	101 578 699	80 791 076	182 369 775
Retirement benefits	13 632 962	10 097 667	23 730 629
Medical and other benefits	14 334 026	7 971 646	22 305 671
Increase in leave pay accrual	-	7 599 938	7 599 938
Retirement benefit obligations	-	1 165 449	1 165 449
	129 545 687	107 625 776	237 171 464
Less: Principal Officer's compensation and benefits		(8 253 764)	(8 253 764)
- Salary	-	(4 122 984)	(4 122 984)
- Bonuses paid and provided for	-	(3 130 837)	(3 130 837)
- Retirement benefits	-	(742 451)	(742 451)
- Medical and other benefits	-	(257 492)	(257 492)
Total	129 545 687	99 372 012	228 917 699

	Directly attributable acquisition and maintenance expenses	Non-attributable expenses	Total
As at 31 DECEMBER 2024		R	R
Salaries and Bonuses	95 964 027	75 889 156	171 853 183
Retirement benefits	12 454 394	9 080 587	21 534 981
Medical and other benefits	12 528 491	7 402 415	19 930 906
Increase in leave pay accrual	-	8 559 411	8 559 411
Retirement benefit obligations	-	590 625	590 625
	<u>120 946 912</u>	<u>101 522 193</u>	<u>222 469 105</u>
Less: Principal Officer's compensation and benefits		(7 837 787)	(7 837 787)
- Salary	-	(3 908 438)	(3 908 438)
- Bonuses paid and provided for	-	(2 993 901)	(2 993 901)
- Retirement benefits	-	(702 214)	(702 214)
- Medical and other benefits	-	(233 233)	(233 233)
Total	<u>120 946 912</u>	<u>93 684 407</u>	<u>214 631 318</u>

21. CASH FLOWS FROM OPERATING ACTIVITIES

	NOTES	2025	2024
		R	R
Insurance revenue	13	8 244 265 191	7 244 488 100
Increase in insurance receivables		(13 499 290)	(19 340 651)
(Decrease)/increase in liability for remaining coverage		(13 925 175)	21 937 242
Cash Receipts from members - Insurance revenue		<u>8 216 840 725</u>	<u>7 247 084 691</u>
(Increase)/decrease in insurance receivables - Other		(165 988)	5 904 177
(Increase)/decrease in other loans and receivables		(132 216)	1 504 476
Increase in trade and other receivables	6	(2 813 704)	(4 520 099)
Cash Receipts from members and providers - Trade and other receivables		<u>(3 111 908)</u>	<u>2 888 555</u>
Reinsurance contracts expenditure		(114 502 518)	(100 805 766)
Reinsurance contracts receipts		-	11 158 168
Increase in recovery under reinsurance contracts		(1 383 802)	(1 583 869)
Increase/(decrease) in reinsurance contracts liabilities		698 537	(1 842 121)
Cash Payments to reinsurers		<u>(115 187 783)</u>	<u>(93 073 587)</u>
Investment components - received	11	1 470 276 745	1 286 460 169
Investment components - paid	11	(1 400 597 435)	(1 257 206 193)
Net receipts		69 679 310	29 253 977
Cash and cash equivalents - interest income	17	27 992 813	26 124 985
Increase in personal savings account liabilities		<u>97 672 122</u>	<u>55 378 962</u>

21. CASH FLOWS FROM OPERATING ACTIVITIES (CONTINUED)

	NOTES	2025	2024
		R	R
Increase in insurance contract liabilities		(130 158 365)	210 626 880
Unclaimed payments		10 792 368	8 765 861
Reported not yet paid		7 994 715	(20 861 975)
Insurance contracts - Other payables and accrued expenses		(135 377 476)	121 566 305
Insurance contracts - Trade creditors payable		(188 099)	244 505
Increase in liability for incurred claims		(13 379 873)	100 912 184
Unclaimed credits write off	16	1 387 476	(24 337)
Insurance service expenses		(7 512 779 999)	(7 100 792 210)
Relevant insurance expenses		(7 133 930 109)	(6 737 842 462)
Insurance acquisition cash flow		(173 706 186)	(156 001 666)
Other directly attributable maintenance expenses		(197 894 714)	(192 720 492)
Changes in the expected non-recoverability of healthcare receivables in SOCI		(8 016 818)	(11 294 672)
Less: Expected non-recoverability		767 827	(2 932 917)
Cash paid for claims and acquisition cost		<u>(7 641 550 888)</u>	<u>(6 890 189 668)</u>
Expenses incurred for providers and employees - non-attributable expenses		(250 239 409)	(242 232 862)
Eliminate non cash items:			
Depreciation		30 797 351	34 698 044
Amortisation of intangible assets	3	3 817 330	3 444 170
Increase in provision for leave	12	1 062 205	2 721 604
Increase/(decrease) in provision for retirement benefit obligation	10	363 401	(166 909)
Increase/(decrease) in trade and other payables	12	27 302 623	(9 542 759)
Cash paid to providers and employees - non-attributable expenses		<u>(186 896 498)</u>	<u>(211 078 711)</u>

22. TOTAL TRUSTEE REMUNERATION AND CONSIDERATION EXPENSES

	Fees for attending Board meetings	Annual Retainer Fees	Fees for attending subcommittee meetings	Total Remuneration	Travel & Accommodation	Training	Total Considerations
	R	R	R	R	R		R
2025							
L de Vries	137 998	-	285 990	423 988	43 498	4 474	471 959
GS du Plessis	206 997	74 076	483 545	764 618	-	4 474	769 091
A Hartzenberg	137 998	-	353 304	491 302	-	4 474	495 776
L Jordaan	165 598	52 926	471 112	689 636	24 583	4 474	718 692
BE Legobye	114 956	-	434 152	549 108	-	4 474	553 582
C Lombard	137 998	-	245 807	383 805	18 352	4 474	406 631
M Slabbert	137 998	-	383 272	521 270	-	4 474	525 744
L Shah	137 998	-	354 205	492 203	18 954	4 474	515 631
TH du Buisson	137 998	-	305 157	443 155	-	4 474	447 629
M Brewis	116 564	-	360 995	477 559	26 488	4 474	508 521
	1 432 103	127 002	3 677 539	5 236 644	131 874	44 737	5 413 255

	Fees for attending Board meetings	Annual Retainer Fees	Fees for attending subcommittee meetings	Total Remuneration	Travel & Accommodation	Gifts	Total Considerations
	R	R	R	R	R		R
2024							
L de Vries	132 619	-	170 048	302 667	44 549	-	347 216
GS Du Plessis	176 733	59 424	256 248	492 405	-	-	492 405
A Hartzenberg	132 619	-	213 785	346 404	-	-	346 404
L Jordaan	145 479	25 506	292 267	463 253	8 588	-	471 841
BE Legobye	111 185	-	259 057	370 242	-	-	370 242
C Lombard	132 619	-	221 692	354 311	25 972	-	380 283
E Marx	59 817	-	113 774	173 591	-	10 000	183 591
CM Mowatt	88 907	33 210	242 604	364 720	7 988	10 000	382 708
M Slabbert	132 619	-	249 444	382 063	-	-	382 063
L Shah	132 619	-	191 303	323 922	5 623	-	329 545
TH du Buisson	72 802	-	116 285	189 087	-	-	189 087
M Brewis	72 802	-	150 535	223 337	7 286	-	230 623
	1 390 821	118 140	2 477 041	3 986 001	100 006	20 000	4 106 007

Annual retainer fees are amounts paid in accordance with the provisions of the Trustee Remuneration Policy.

The 2025 and 2024 amounts are disclosed as per the 2025 SAICA guide categories.

Travel & Accommodation expenses are paid in order for members to attend Board/Subcommittee meetings/other meetings in Pretoria, or if needed at another location in South Africa.

23. RELATED PARTY TRANSACTIONS

The Scheme is governed by the Board of Trustees which is elected by the members and appointed by the Board of Trustees and employers.

Parties with significant influence over the Scheme:

- Key management personnel of the Scheme and their close family members.
- Key management personnel being those persons having authority and responsibility for planning, directing and controlling the activities of the Scheme. Key management personnel include the Board of Trustees, the Principal Officer and Executives of the Scheme. The disclosure deals with full-time personnel who are compensated on a salary basis (Principal Officer and Executive Managers) and part-time personnel who are compensated on a fee basis (Board of Trustees).
- Close family members include family members of the Board of Trustees, Principal Officer and Executives of the Scheme.

The terms and conditions of the related party transactions were as follows:

Insurance revenue

This constitutes the contributions paid by the related party, in his or her individual capacity as a member of the Scheme. All contributions were on the same terms applicable to other members.

Insurance service expenses

This constitutes amounts claimed by the related parties, in their individual capacity as members of the Scheme. All claims were paid out in terms of the Rules of the Scheme, as applicable to other members.

Personal medical savings account balances

The amounts owing to the related parties relate to personal medical savings account balances to which the parties have a right. In line with the terms applied to other members, the balances earn monthly interest on the savings funds invested, on an accrual basis. The amounts are all current, and would need to be payable on demand should an appropriate claim be issued, or should the member resign from the Scheme, as applicable to other members.

Service provider fees paid/payable

These constitute fees paid to a healthcare provider (medical practitioner). Fees are paid on the same basis as applicable to third parties. Invoices paid for non-healthcare providers are also included.

Principal Officer's compensation

This total includes salary cost, retirement benefits, medical benefits, leave encashment, other benefits and a performance bonus.

The following related party transactions occurred during the financial year:

	2025	2024
	R	R
Board of Trustees		
Gross medical scheme contributions received	555 189	634 110
Medical scheme insurance revenue - risk portion	477 957	541 836
Medical scheme insurance revenue - personal medical savings portion	77 232	92 274
Gross benefits paid out	477 281	584 156
Benefits paid from risk pool	393 456	488 737
Benefits paid from personal medical savings available	83 824	95 419
Saving available at year-end	6 880	12 908
Trustee remuneration and travel and accommodation expenses (Note 22)	5 413 255	4 106 007
Trustee other expenses	63 432	63 657

	2025	2024
	R	R
Principal Officer		
Gross medical scheme contributions received	151 128	134 040
Medical scheme insurance revenue - risk portion	122 412	108 564
Medical scheme insurance revenue - personal medical savings portion	28 716	25 476
Gross benefits paid out	43 555	187 830
Benefits paid from risk pool	16 453	162 354
Benefits paid from personal medical savings available	27 102	25 476
Saving available at year-end	1 634	-
Principal Officer's compensation (Note 23)	8 253 764	7 837 787
Leave provision at end of year	858 332	773 162
Key management		
Gross medical scheme contributions received	446 508	395 490
Medical scheme insurance revenue - risk portion	354 380	312 978
Medical scheme insurance revenue - personal medical savings portion	92 128	82 512
Gross benefits paid out	169 404	328 236
Benefits paid from risk pool	103 660	247 706
Benefits paid from personal medical savings available	65 744	80 530
Saving available at year-end	71 183	131 352
Compensation to key management personnel	27 787 266	25 796 827
Leave provision at end of year	1 351 092	1 763 307
Service providers connected to key management and Board of Trustees		
Gross benefits paid to related party service providers for consultation	352 117	278 767

24. MATTERS OF NON-COMPLIANCE

NON-COMPLIANCE	NATURE AND CAUSE	MANAGEMENT ACTION
Non-Compliance with S26(7) of the Medical Schemes Act & Scheme Rule 13.2.1	<p>Section 26(7) of the Medical Schemes Act states that Contributions must be received within three days of becoming due.</p> <p>Furthermore Scheme rule 13.2.1 stated that Subscriptions shall be due monthly in advance, or in arrears as shall be determined and approved by the Scheme, on the following dates:</p> <p>13.2.1.1 On the 20th (twentieth); or</p> <p>13.2.1.2 On the 25th (twenty-fifth); or</p> <p>13.2.1.3 On the 1st (first); or</p> <p>13.2.1.4 As agreed upon between the Scheme and an Employer, and be payable by not later than the 3rd (third) day after each respective due date of each month.</p> <p>There were instances whereby the Scheme, in absence of any agreement or understanding received contributions more than 3 days after due date.</p>	Employer group discrepancies are actively monitored and rectified on a monthly basis.

Non-compliance with Section 59(2) of the Medical Schemes Act & Scheme Rule 16.3	<p>Section 59(2) of the Medical Schemes Act states the following: A medical scheme shall, in the case where an account has been rendered, subject to the provisions of this Act and the rules of the medical scheme concerned, pay to a member or a supplier of service, any benefit owing to that member or supplier of service within 30 days after the day on which the claim in respect of such benefit was received by the medical scheme.</p> <p>Furthermore Scheme rule 16.3 states the following:</p> <p>Subject to the respective provisions of Rules 12.7, 17.2 and 17.4, the Scheme shall, where an account has been correctly rendered, pay any benefit that is due to a Member, either to that Member or to the supplier of the relevant health service who rendered the account, within 30 (thirty) days after the date of receipt of the claim pertaining to such benefit.</p> <p>Instances were identified where claims were paid 30 days after the day on which the claim was received by the Scheme.</p>	Claims are paid bi-weekly and where further investigation is required, this could result in the claim being paid after 30 days from notification.
--	--	---

NON-COMPLIANCE	NATURE AND CAUSE	MANAGEMENT ACTION
Non-compliance with Section 33(2)(b) of the Medical Schemes Act	<p>Section 33(2)(b) of the Medical Schemes Act states the following: The Registrar shall not approve any benefit option under this section unless the</p> <p>Council is satisfied that such benefit option—</p> <p>(a) includes the prescribed benefits;</p> <p>(b) shall be self-supporting in terms of membership and financial performance;</p> <p>(c) is financially sound; and will not jeopardise the financial soundness of any existing benefit option within the medical scheme.</p> <p>During the year under review four benefit options of the Scheme, namely Beat 3 Network, Rhythm 1, Rhythm 2 and Pace 3 incurred a net deficit.</p>	The Scheme monitors the results of all options and evaluates different strategies to improve the financial outcomes of all options. The strategy on sustainability of options must balance short and long-term financial considerations, with fairness to both healthy and sick members and with continued affordability of cover for members on different levels of income and needs. The Scheme remains committed to comply with the applicable legislation, as far as possible, but also focuses on the overall stability and financial position of the Scheme as a whole and not only on individual options.
Non-compliance with Section 35(6)(a) of the Medical Schemes Act	<p>Section 35(6)(a) states that A medical scheme shall not encumber its assets. The Scheme registered as a financial service provider with the Financial Sector Conduct Authority (FSCA). Registration number 44058. The FSCA required a guarantee of R1 million in terms of section 8(7) of the FSCA Board notice 106 of 2008.</p> <p>The terms of the Scheme building lease agreement required a guarantee to an amount of R2 523 036.</p>	The Scheme obtained CMS exemption for guarantees in respect of the FSCA for the duration of the guarantee and building lease (until 31 December 2025)
Non-compliance with Section 35(8)(a), (c) and (d) of the Medical Schemes Act	<p>Section 35(8) of the Medical Schemes Act states that A medical scheme shall not invest any of its assets in the business of or grant loans to (a) An employer who participates in the medical scheme or any administrator or any arrangement associated with the medical scheme; (b) any other medical scheme; (c) any administrator and (d) any person associated with any of the above.</p> <p>Due to some of the Scheme's employer groups being listed on the JSE, investments were made in a certain number of its employer groups listed on the JSE through the portfolios of the investment products the Scheme utilises. This is also applicable to a JSE listed medical scheme administrators groups.</p>	The CMS has granted the Scheme an exemption from section 35(8)(a), (c) and (d) of the Medical Schemes Act until 31 December 2028.

24. MATTERS OF NON-COMPLIANCE (CONTINUED)

NON-COMPLIANCE	NATURE AND CAUSE	MANAGEMENT ACTION
<p>Non-compliance with Section 65 (2) of the Medical Schemes Act and Regulation 28</p>	<p>Section 65 of the Medical Schemes Act states the following: A medical scheme may compensate any person, in cash or otherwise, in accordance with its rules, for the introduction or admission of a member to that medical scheme.</p> <p>(2) The Minister may prescribe the amount of the compensation which, the category of persons to whom, the conditions upon which, and any other circumstances under which, a medical scheme may compensate any person in terms of subsection(1). Circular 2 of 2025, provides that the maximum amount payable in terms of Section 65 of the Medical Scheme Act is R121,84 plus VAT.</p> <p>An instance was identified, where commission amount paid to the broker was not VAT inclusive, and another where the commission was not paid at all, as per Circular 2 of 2025 and in accordance with Section 65 of the Medical Schemes Act.</p>	<p>These were oversights and isolated instances which have been corrected.</p>
<p>Non-Compliance with Regulation 8 of the Medical Scheme Act & Scheme Rule 13.5.4</p>	<p>Regulation 8 of the Medical Schemes Act No 31 of 1998, as amended, states the following:</p> <p>“(1) Subject to the provisions of the regulation, any benefit option that is offered by a Medical Scheme must pay in full, without co-payment or the use of deductibles, the diagnosis, treatment and care costs of the prescribed minimum benefit conditions”.</p> <p>Furthermore Rule 13.5.4 of the Scheme Rules states that: “The balance standing to the credit of a Member in terms of any option which provides for individual medical savings accounts shall be for the exclusive benefit of the Member and his Dependents: Provided that such savings account; shall not be used to pay for the costs of prescribed minimum benefits”.</p> <p>An instance was identified where a prescribed minimum benefit “PMB” claim was incorrectly paid from savings.</p>	<p>Reversal to savings was subsequently effected after investigating the nature of the claim.</p>
<p>Non-compliance with Section 28(c) of the Medical Schemes Act</p>	<p>Section 28(c) of the Medical Schemes Act states that no person shall claim or accept benefits in respect of himself or herself or any dependant from any medical scheme other than the medical scheme of which he or she is a member or a dependant.</p> <p>An instance was identified where a membership was activated in the incorrect period and medicine claims erroneously paid as a consequence.</p>	<p>The membership was subsequently updated and the member requested to refund the Scheme.</p>

25. SURPLUS/(DEFICIT) PER BENEFIT OPTION

	Beat1*	Beat2*	Beat3*	Beat3 Plus	Beat4	Pace1	Pace2	Pace3	Pace4	Rhythm1	Rhythm2	Total Scheme
	R	R	R	R	R	R	R	R	R	R	R	R
2025												
Average members for the financial year	12 213	55 151	7 877	1 366	2 130	29 693	7 425	4 477	1 519	822	1 351	124 023
Insurance revenue	541 138 540	2 405 291 832	510 835 427	91 902 123	231 027 106	2 593 192 465	866 559 368	633 995 032	276 814 526	23 445 063	70 063 709	8 244 265 191
Insurance service expense**	(494 365 758)	(2 254 905 417)	(467 329 612)	(93 241 742)	(202 620 255)	(2 192 076 889)	(878 448 539)	(664 344 279)	(284 656 005)	(25 195 185)	(87 902 683)	(7 645 086 363)
Net claims incurred	(459 778 442)	(2 090 594 441)	(442 140 762)	(88 925 465)	(195 450 009)	(2 096 490 232)	(855 718 274)	(649 024 062)	(280 156 342)	(23 210 084)	(83 980 531)	(7 265 468 645)
Risk claims incurred	(447 757 416)	(2 036 308 043)	(434 387 508)	(87 581 374)	(193 353 732)	(2 067 263 102)	(848 409 687)	(644 617 747)	(278 660 994)	(22 400 726)	(82 650 302)	(7 143 390 631)
Third party claims recoveries	27 378	123 639	17 658	3 061	4 774	66 566	16 646	10 036	3 406	1 843	3 030	278 037
Accredited managed healthcare services	(17 196 595)	(77 659 026)	(11 091 364)	(1 922 780)	(2 998 814)	(41 810 667)	(10 455 248)	(6 303 423)	(2 139 160)	(1 157 822)	(1 902 949)	(174 637 850)
Changes that relate to past service - adjustments to the LIC	5 148 190	23 248 989	3 320 451	575 628	897 763	12 516 971	3 130 016	1 887 073	640 406	346 620	569 691	52 281 798
Insurance acquisition cash flow	(14 653 641)	(73 951 377)	(12 125 076)	(2 036 296)	(3 550 620)	(45 567 094)	(10 051 434)	(7 569 047)	(1 840 065)	(653 704)	(1 707 833)	(173 706 186)
Attributable maintenance expenses	(19 933 674)	(90 359 600)	(13 063 773)	(2 279 981)	(3 619 627)	(50 019 563)	(12 678 831)	(7 751 169)	(2 659 597)	(1 331 397)	(2 214 319)	(205 911 532)
Net income/expenses from reinsurance contracts held	(295 644)	(3 019 107)	702 210	723 381	900 047	9 158 060	3 896 927	3 859 473	1 269 581	(75 059)	(83 850)	17 036 019
Reinsurance expenses from reinsurance contracts held	(3 821 032)	(17 255 523)	(2 465 320)	(1 512 012)	(4 292 123)	(54 749 604)	(15 400 131)	(9 987 037)	(3 168 893)	(460 985)	(1 389 858)	(114 502 518)
Reinsurance income from reinsurance contracts held	3 619 032	14 659 311	3 227 928	2 245 863	5 208 500	64 135 345	19 353 992	13 880 835	4 450 123	392 231	1 316 370	132 489 532
Changes that relate to past service - changes in the FCF relating to incurred claims recovery	(93 645)	(422 894)	(60 398)	(10 471)	(16 330)	(227 681)	(56 934)	(34 325)	(11 649)	(6 305)	(10 363)	(950 995)
Insurance service result	46 477 138	147 367 308	44 208 026	(616 238)	29 306 898	410 273 636	(7 992 244)	(26 489 774)	(6 571 897)	(1 825 182)	(17 922 824)	616 214 847
Net finance expenses from insurance contracts issued - PMSA	(246 455)	(15 401 268)	(5 861 215)	(741 309)	(3 227 654)	(53 147 925)	(14 629 433)	(9 891 774)	(1 673 310)	(48 556)	(225 848)	(105 094 748)
Other income	23 795 570	139 663 745	31 959 007	6 069 951	14 895 120	192 284 503	58 423 594	41 940 734	14 083 951	1 069 918	3 278 975	527 465 066
Investment income	23 714 580	139 236 380	31 869 251	6 051 624	14 854 993	191 805 983	58 272 976	41 830 510	14 041 268	1 066 405	3 268 475	526 012 445
Scheme	23 468 125	123 835 112	26 008 035	5 310 315	11 627 339	138 658 058	43 643 544	31 938 737	12 367 958	1 017 849	3 042 627	420 917 698
Personal medical savings account trust accounts	246 455	15 401 268	5 861 215	741 309	3 227 654	53 147 925	14 629 433	9 891 774	1 673 310	48 556	225 848	105 094 748
Other operating income	80 990	427 365	89 756	18 326	40 127	478 520	150 617	110 223	42 683	3 513	10 500	1 452 621
Other expenditure	(24 663 616)	(111 845 546)	(16 191 036)	(2 827 764)	(4 497 523)	(62 094 352)	(15 761 455)	(9 649 297)	(3 314 524)	(1 645 898)	(2 740 866)	(255 231 877)
Non-attributable expenses	(24 051 349)	(108 614 777)	(15 512 505)	(2 689 221)	(4 194 175)	(58 476 864)	(14 622 826)	(8 816 038)	(2 991 853)	(1 619 343)	(2 661 486)	(244 250 437)
Asset management fees	(333 913)	(1 761 971)	(370 052)	(75 557)	(165 438)	(1 972 878)	(620 976)	(454 436)	(175 976)	(14 482)	(43 292)	(5 988 971)
Finance costs	(278 353)	(1 468 797)	(308 479)	(62 985)	(137 911)	(1 644 611)	(517 652)	(378 823)	(146 695)	(12 073)	(36 088)	(4 992 468)
NET SURPLUS/(DEFICIT) FOR THE YEAR	45 362 637	159 784 238	54 114 781	1 884 639	36 476 841	487 315 861	20 040 462	(4 090 111)	2 524 220	(2 449 718)	(17 610 562)	783 353 289
Number of Members**	12 450	56 368	8 160	1 775	2 074	29 943	7 286	4 453	1 484	831	1 300	126 124
Number of Beneficiaries	25 205	113 527	17 111	3 772	4 197	73 505	11 586	7 953	2 082	1 254	1 998	262 190
Average Age	37.46	32.17	38.33	36.24	47.95	35.54	59.16	59.52	68.15	34.21	49.44	37.25
Pensioner Ratio	10.96%	5.16%	14.66%	11.37%	27.47%	11.92%	50.83%	51.21%	71.13%	14.75%	32.53%	12.78%

* The Scheme offered fourteen benefit options for the year under review, eleven original options and three Efficiency Discounted Options (EDO's). The EDO's namely Beat1 Network, Beat2 Network and Beat3 Network are included in the original eleven options for reporting purposes.

** Disclosure has been updated to align with SAICA Medical Scheme Accounting Guide

25. SURPLUS/(DEFICIT) PER BENEFIT OPTION

	Beat1*	Beat2*	Beat3*	Beat3 Plus	Beat4	Pace1	Pace2	Pace3	Pace4	Rhythm1	Rhythm2	Total Scheme
	R	R	R	R	R	R	R	R	R	R	R	R
2024												
Average members for the financial year	11 494	51 403	7 988	659	2 390	29 629	7 904	4 650	1 635	657	1 487	119 896
Insurance revenue	448 597 788	1 997 416 934	456 134 510	39 533 473	230 906 944	2 310 064 694	825 532 547	585 969 577	264 351 533	15 998 546	69 981 554	7 244 488 100
Insurance service expense**	(449 957 254)	(1 951 966 675)	(443 428 950)	-	(241 988 890)	(2 134 321 690)	(909 380 788)	(634 395 807)	(296 624 526)	(17 567 506)	(86 427 988)	(7 209 639 226)
Net claims incurred	(418 275 938)	(1 802 133 166)	(418 490 582)	-	(235 252 668)	(2 039 780 933)	(885 445 904)	(618 559 874)	(291 795 985)	(16 026 422)	(82 335 299)	(6 849 622 396)
Risk claims incurred	(400 044 066)	(1 720 596 665)	(405 820 218)	(40 480 976)	(231 462 160)	(1 993 483 144)	(872 908 914)	(611 184 139)	(289 202 006)	(14 984 019)	(79 977 004)	(6 660 143 312)
Third party claims recoveries	-	-	-	-	-	700 491	-	-	-	-	-	700 491
Accredited managed healthcare services	(16 257 271)	(72 705 695)	(11 298 101)	(931 509)	(3 379 977)	(41 908 134)	(11 179 172)	(6 576 906)	(2 313 038)	(929 506)	(2 102 880)	(169 582 188)
Changes that relate to past service - adjustments to the LIC	(1 974 602)	(8 830 806)	(1 372 263)	(113 141)	(410 531)	(5 090 146)	(1 357 818)	(798 828)	(280 941)	(112 897)	(255 415)	(20 597 387)
Insurance acquisition cash flow	(12 611 317)	(64 065 179)	(11 388 916)	(924 877)	(2 539 814)	(43 139 572)	(9 959 721)	(7 459 673)	(1 838 986)	(463 527)	(1 610 084)	(156 001 666)
Attributable maintenance expenses	(19 069 998)	(85 768 331)	(13 549 452)	(1 128 651)	(4 196 407)	(51 401 185)	(13 975 163)	(8 376 260)	(2 989 555)	(1 077 557)	(2 482 605)	(204 015 164)
Net income/expenses from reinsurance contracts held	339 903	(1 164 278)	562 449	1 853 886	93 771	9 080 081	5 709 222	4 187 277	1 580 507	(165 662)	55 178	22 132 335
Reinsurance expenses from reinsurance contracts held	(2 935 953)	(13 131 246)	(2 040 262)	(778 754)	(4 038 411)	(49 713 944)	(14 392 777)	(9 276 397)	(2 967 490)	(339 279)	(1 191 253)	(100 805 766)
Reinsurance income from reinsurance contracts held	3 562 247	13 247 767	2 801 741	2 649 050	4 191 724	59 532 287	20 298 934	13 579 534	4 588 744	189 992	1 283 477	125 925 497
Changes that relate to past service - changes in the FCF relating to incurred claims recovery	(286 392)	(1 280 799)	(199 030)	(16 410)	(59 542)	(738 263)	(196 935)	(115 860)	(40 747)	(16 374)	(37 045)	(2 987 396)
Insurance service result	(1 019 563)	44 285 981	13 268 009	-	(10 988 175)	184 823 086	(78 139 019)	(44 238 953)	(30 692 486)	(1 734 621)	(16 391 255)	56 981 209
Net finance expenses from insurance contracts issued - PMSA	(179 871)	(14 435 353)	(6 145 414)	(263 902)	(3 525 529)	(53 175 780)	(15 344 499)	(10 381 211)	(1 746 548)	(36 908)	(231 834)	(105 466 847)
Other income	18 690 663	112 274 988	28 245 049	2 444 705	14 586 357	170 709 038	54 906 602	38 464 226	12 983 714	697 804	3 121 210	457 124 357
Investment income	18 682 680	112 232 794	28 235 519	2 443 764	14 581 587	170 658 352	54 889 541	38 452 115	12 978 868	697 519	3 119 964	456 972 703
Scheme	18 502 809	97 797 442	22 090 104	2 179 863	11 056 058	117 482 572	39 545 042	28 070 905	11 232 320	660 611	2 888 130	351 505 856
Personal medical savings account trust accounts	179 871	14 435 353	6 145 414	263 902	3 525 529	53 175 780	15 344 499	10 381 211	1 746 548	36 908	231 834	105 466 847
Other operating income	7 983	42 194	9 531	940	4 770	50 687	17 061	12 111	4 846	285	1 246	151 654
Other expenditure	(23 060 268)	(103 481 403)	(16 241 428)	(1 347 450)	(4 962 681)	(61 074 339)	(16 483 436)	(9 809 707)	(3 481 739)	(1 309 189)	(2 994 400)	(244 246 041)
Non-attributable expenses	(22 628 259)	(101 198 001)	(15 725 662)	(1 296 554)	(4 704 541)	(58 331 323)	(15 560 127)	(9 154 299)	(3 219 484)	(1 293 765)	(2 926 967)	(236 038 984)
Asset management fees	(326 038)	(1 723 287)	(389 249)	(38 411)	(194 819)	(2 070 158)	(696 822)	(494 637)	(197 925)	(11 641)	(50 892)	(6 193 878)
Finance costs	(105 971)	(560 115)	(126 517)	(12 485)	(63 321)	(672 858)	(226 486)	(160 770)	(64 331)	(3 784)	(16 541)	(2 013 179)
NET SURPLUS/(DEFICIT) FOR THE YEAR	(5 569 039)	38 644 213	19 126 216	833 353	(4 890 028)	241 282 005	(55 060 352)	(25 965 645)	(22 937 059)	(2 382 914)	(16 496 279)	164 392 677
Number of Members	11 940	52 979	7 981	747	2 323	29 620	7 738	4 609	1 608	714	1 448	121 707
Number of Beneficiaries	23 913	107 248	16 395	1 513	4 740	73 432	12 541	8 414	2 276	1 058	2 242	253 772
Average Age	37,00	31,70	38,10	39,31	47,53	35,31	58,20	58,04	67,30	34,52	48,46	36,81
Pensioner Ratio	10,20%	4,70%	14,20%	15,07%	26,33%	11,47%	48,74%	48,15%	69,02%	13,71%	31,71%	12,71%

* The Scheme offered fourteen benefit options for the year under review, eleven original options and three Efficiency Discounted Options (EDO's). The EDO's namely Beat1

Network, Beat2 Network and Beat3 Network are included in the original eleven options for reporting purposes.
** Disclosure has been updated to align with SAICA Medical Scheme Accounting Guide

26. INSURANCE RISK MANAGEMENT REPORT

Nature and extent of risks arising from insurance contracts

The primary insurance activity of the Scheme is to indemnify covered members and their dependants against the risk of loss arising as the result of the occurrence of a health related event. The Scheme is exposed to the uncertainty surrounding the timing and severity of claims. Insurance events are by nature random and the actual number and size of events during one year may vary from those estimated using established techniques.

Insurance risk - description of benefit options

The types of benefits offered by the Scheme in return for monthly contributions are:

Hospital benefits

The hospital benefit covers medical expenses for admission to hospital, provided that the Scheme has authorised the treatment, except in the case of a medical emergency where all admissions are covered.

Chronic illness benefit

Approved medication for 45 listed conditions of which 27 conditions on the Chronic Disease List (CDL) are covered by this benefit. These include conditions such as asthma, cholesterol and hypertension.

Day-to-day benefits

The day-to-day benefits include both the Joint Benefit Account and an insurance risk element - Protocol Treatment and Above Threshold Benefits (ATB). These benefits cover healthcare services where the cost occurs outside the hospital, such as visits to general practitioners and dentists. It also covers the cost of prescribed non-chronic medicine.

The primary insurance activity carried out by the Scheme assumes risks related to the health of the Scheme members and their registered dependants. As such, the Scheme is exposed to the uncertainty surrounding the timing and severity of claims under the contract.

All the contracts are annual in nature and the Scheme has the right to change the terms and conditions of the contract at renewal.

Risk management objectives and policies for mitigating insurance risk

When assessing and managing insurance risk the Scheme takes the following main factors into account:

1. The size and composition of the risk pool for each type of contract

Experience shows that the larger the portfolio of similar insurance contracts, the smaller the relative variability about the expected outcome is likely to be. In

addition, a more diversified portfolio is less likely to be affected across the board by a change in any subset of the portfolio. The Scheme has developed its insurance underwriting strategy to diversify the type of insurance risks accepted and within each of these categories to achieve a sufficiently large population of risks to reduce the variability of the expected outcome.

Factors that aggravate insurance risk include lack of risk diversification in terms of type and amount of risk, geographical location and the demographics of members covered.

2. Frequency and severity of claims

Insurance events are by their nature random and the actual number and size of events during any one year may vary from those estimated using established statistical techniques. The principal risk is that the frequency and severity of claims are greater than expected.

For insurance contracts issued, climatic and seasonal changes, as well as the spread of pandemics give rise to more frequent and severe claims. However, the data shows that the frequency and severity of claims stay relatively stable year-on-year. The quality and availability of effective private healthcare services further reduces the risk of sudden severe claim patterns.

3. Benefit utilisation

The Scheme manages this risk through pre- authorisation and case management for hospitalisation, approval of registration for chronic medicine benefits, applying medicine formularies as well as various disease management programmes for high-risk/high-cost diseases such as cancer.

Various data sets are used to monitor utilisation. These include:

Hospitalisation

Hospitalisation accounts for more than 46.8% of the risk benefits paid by the Scheme. When the cost of service providers caring for patients in hospital is added, the percentage of risk benefits covered increases to 75.2%. This risk is managed through pre- authorisation of procedures and case management, the objective being to provide appropriate and cost-effective care for members of the Scheme.

In managing this risk the average cost per admission, number of admissions per 1 000 lives, average cost per 1 000 lives and average number of bed days per admission are monitored on a monthly basis.

Medicine

Medicine for chronic diseases accounts for 5.8% of the risk benefits paid. This risk is managed through pre- authorisation of utilisation and the use of a medicine

formulary. Members are also required to re-apply for medicine after a prescribed period thus ensuring that the clinical necessity of continuing with the treatment is frequently assessed.

Average cost per beneficiary, average number of items per prescription and average cost per item are monitored on a monthly basis.

Claims ratio

Claims paid expressed as a percentage of contributions received, is an important indicator of the stability of the risk pool and the ability of the Scheme to fulfil its obligation under the insurance contract it sells.

4. Impact of legislation and regulation

The medical scheme industry is governed by the Medical Schemes Act 131 of 1998, as amended. The governance under the Medical Schemes Act is fulfilled by a statutory body, the Council for Medical Schemes. Various legislative measures restrict the Scheme to fully manage its insurance risk, the main factor being the fact that the Scheme is not allowed to risk rate its members at all. This severely increases the risk in a risk pool with a too high load of above average claimers.

Managed care initiatives such as disease management programmes and preventative programmes such as a training programme for potential cardiovascular patients are implemented to reduce risk.

Sensitivity to insurance risk

The Scheme's profitability, reserves and, consequently, its solvency are sensitive to variables that arise from

The table below summarises the concentration of insurance risk, with reference to net claims incurred, by age group and type of benefits provided.

Age group	General Practitioners	Specialists	Pathology	Medicines	Hospitals	Radiology	Other	Total
	R'000	R'000	R'000	R'000	R'000	R'000	R'000	R'000
2025								
<30	20 753	177 416	61 824	62 506	543 790	38 299	101 457	1 006 045
30-39	14 577	148 226	49 132	50 661	341 141	32 226	68 344	704 306
40-49	18 587	162 785	68 839	82 699	385 057	51 962	95 495	865 423
50-59	20 262	212 912	73 196	115 186	453 656	63 803	108 148	1 047 164
60-69	22 971	289 048	85 005	139 262	595 926	75 089	135 018	1 342 319
70 +	33 738	394 848	134 293	171 678	941 909	101 998	215 572	1 994 035
Total	130 889	1 385 234	472 288	621 991	3 261 479	363 377	724 033	6 959 292
2024								
<30	21 622	164 095	60 223	63 659	489 988		134 418	934 006
30-39	14 975	139 556	46 734	52 424	330 518		94 359	678 565
40-49	17 898	146 831	62 802	79 143	348 647		133 759	789 080
50-59	20 003	189 346	69 539	114 798	427 710		163 809	985 205
60-69	22 714	275 283	85 552	140 259	595 787		214 251	1 333 846
70 +	31 004	363 984	122 205	161 351	869 593		299 422	1 847 558
Total	128 216	1 279 094	447 056	611 634	3 062 243		1 040 017	6 568 260

contribution increases relative to medical inflation and changes in the level of insurance events as well as the composition of the risk pool, all of which could have a material impact on the business of the Scheme.

Over and above daily and monthly management information on claims ratios and composition of the risk pool, the Scheme also makes use of the monitoring of the relative insurance events by the Scheme's actuaries. The actuaries provide estimates based on statistical models, on the probability of the occurrence of future events, thus predicting the profitability to year-end.

The accumulation of claims to the next claims payment run is monitored on a daily basis, both by volume and value. This ensures that any unexpected increase in utilisation is reported timeously. Furthermore, all severe cases of hospital admissions are monitored daily to ensure that treatment is done as effectively as possible. This also ensures that the Scheme is informed of possible high-value hospital claims in time.

The Scheme also has an independent monthly analysis of claims which is done by its actuaries. The actuaries also provide the Scheme with a monthly prediction of the outcome for the remainder of the financial year. This analysis is done based on the available data for the year together with the data for the past three years. The combined data set is run through a stochastic model which takes into account the expected behaviour of each beneficiary of the Scheme. The assumptions in the stochastic model are based on the past behaviour patterns of beneficiaries from different Schemes that participated in the same program, thus ensuring the reliability of the outcome.

26. INSURANCE RISK MANAGEMENT REPORT (CONTINUED)

Sensitivity to insurance risk (continued)

General Practitioners benefits cover the cost of all visits by members to and of the procedures performed by them, both in and out-of-hospital.

Specialists benefits cover the cost of all visits by members to specialists and of the procedures performed by them, both in and out-of-hospital.

Pathology benefits cover the cost of pathology tests performed, mainly in hospital but also out-of-hospital where a specific option covers such benefits from the risk pool.

Medicine benefits cover the costs of chronic medicine benefits as well as acute medicine where a specific option covers such benefits from the risk pool.

Hospital benefits cover all costs incurred by members, while they are in hospital to receive pre-authorised treatment for certain medical conditions.

Reinsurance contracts

The Scheme entered into various capitation agreements

The following tables summarises the concentration of insurance risk transferred, with reference to the amount of the insurance claims incurred by option and in relation to the type of risk covered/benefits provided:

	Optometry	Emergency evacuation
2025 Options		
Beat1	-	100%
Beat2	-	100%
Beat3	-	100%
Beat3 Plus	100%	100%
Beat4	100%	100%
Pace1	100%	100%
Pace2	100%	100%
Pace3	100%	100%
Pace4	100%	100%
Rhythm1	100%	100%
Rhythm2	100%	100%

Claims development

Claims development tables are not presented as the uncertainty regarding the amount and timing of claim payments is typically resolved within one year and in the majority of cases within four months. At year-end, a provision is made for those claims outstanding that are not yet reported at that date.

Underwriting risk

Underwriting risk is the risk that the actual exposure of the Scheme in respect of outstanding claims will

with medical service providers (refer Note 9). These reinsurance contracts spread the risk and minimise the effect of losses and are on annually renewable terms. The amount of each risk retained depends on the Scheme's evaluation of the specific risk, subject in certain circumstances to maximum limits on the basis of characteristics of coverage.

According to the terms of the reinsurance contracts, the third party agrees to reimburse the ceded amount in the event the claim is paid. According to the terms of the capitation agreements, the suppliers provide certain minimum benefits to the Scheme members, as and when required by the members.

The Scheme does, however, remain liable to its members if any supplier fails to meet the obligations it assumes. When selecting suppliers, the Scheme considers their relative security and their ability to provide the relevant service. The security of the supplier is assessed from public rating information and from internal investigations such as considering capital adequacy, solvency, capacity and appropriate resources.

exceed the present value of future cash flows of the amounts provided for the cash flows required to settle them. External actuaries have been consulted in setting these estimates at year-end, including the estimate for those claims outstanding at year-end, which had not yet been reported.

The Scheme participates in it's external actuaries, Insight Actuaries & Consultants (Insight) risk management model. This model is a stochastic risk management model that was specifically designed and developed for medical schemes. Insight runs

on detailed beneficiary-level demographic data and claims data on claim-line level. The database is updated on a monthly basis and reconciled to the Scheme's financial statements. Actual claims experience is compared to Insight's projected claims experience every month to ensure that the model provides a reliable basis from which to project expected claims experience. Allowance is made within the setup of Insight for inflation (both the severity and utilisation of claims) and seasonal variation of claim patterns. The impact that demographic changes are expected to have on claims incurred is automatically incorporated in all projected results.

Insight estimates claims incurred by service date based on the Scheme's actual demographic structure and past claims. It has been used by the Scheme for more than eight years, and has proven to be a reliable predictor of claims incurred. Results from Insight are reconciled with the actual claims paid on a monthly basis and adjustments are made where necessary to ensure that the results remain accurate. By comparing the claims predicted by Insight to actual claims paid by the Scheme, the actuaries are able to calculate an appropriate provision for outstanding claims. The outstanding claims provision is calculated using traditional "chain ladder" methods based on claims development patterns derived from a period of 12 months prior to the calculation date.

The outstanding claims provision is calculated after considering the results of both Insight's model and the chain ladder techniques. In general terms, chain ladder methods tend to be reliable when claims administration processes are stable, whether or not this is the case for beneficiaries' claims propensities. Conversely, using methodology based on Insight's projections (which bear some similarity to traditional Loss Ratio methods) tend to be more reliable when beneficiaries' claims propensities are stable, whether

or not this is the case for administrative processes. Insight's model also adjusts for demographic and benefit changes, whereas these are not automatically reflected by traditional chain ladder methods. As opposed to claims for 2025 that have already been paid, the claims for 2025 estimated to be paid in future payment months are still subject to uncertainty.

Risk adjustment

The methods and assumptions used to determine the risk adjustment for non-financial risk were not changed in 2025.

Sensitivity analysis

An analysis of sensitivity around various scenarios for the general medical insurance business provides an indication of the adequacy of the Scheme's estimation process. The Scheme believes that the liability for claims reported in the statement of financial position is adequate. However, it recognises that the process of estimation is based upon certain variables and assumptions which could differ when claims arise.

This analysis is prepared for a change in a specified variable with other assumptions remaining constant. The change in liability also represents the absolute change in surplus for the period. It should be noted that increases in liabilities will result in decreases in surplus and vice versa. These reasonable possible changes in key variables do not result in any direct changes directly in reserves.

Risk adjustment at different levels of confidence

The risk adjustment at a higher level of confidence would provide a greater certainty of the sufficiency of the provision, by including a higher risk adjustment. The sensitivity of the risk adjustment to the level of confidence is given in the table below.

Risk adjustment at different levels of confidence

Scenario	Claims for 2025 services paid from Jan 2025 to Dec 2025	Total expected claims for 2025 services	Liability for incurred claims	Risk adjustment at different levels of confidence	Outstanding claims provision	Change in outstanding claims provision	% change in outstanding claims provision
	R	R	R	R	R	R	
Base scenario: RA at 75%	6 685 698 199	7 020 533 316	334 835 117	9 648 858	344 483 975		
Confidence at 80%	6 685 698 199	7 020 533 316	334 835 117	13 797 728	348 632 845	4 148 870	1.2%
Confidence at 85%	6 685 698 199	7 020 533 316	334 835 117	19 194 433	354 029 550	9 545 575	2.8%
Confidence at 90%	6 685 698 199	7 020 533 316	334 835 117	26 573 422	361 408 539	16 924 564	4.9%
Confidence at 95%	6 685 698 199	7 020 533 316	334 835 117	38 405 487	373 240 603	28 756 629	8.3%

27. FINANCIAL RISK MANAGEMENT REPORT

Financial risk factors

The Scheme's activities expose it to a variety of financial risks as its financial assets include the effects of changes in equity market prices, creditworthiness and interest rates. The key financial risk is that the proceeds from its financial assets are not sufficient to fund the obligations arising from its insurance contracts. The most important components of this financial risk are credit risk, interest rate risk, market risk and liquidity risk. The Scheme's overall risk management programme focuses on the unpredictability of financial markets and seeks to minimise potentially adverse effects on the financial performance of the investments that the Scheme holds to meet its obligations to its members.

The Board of Trustees has overall responsibility for the establishment and oversight of the risk management framework of the Scheme. The carrying amounts of the financial assets and financial liabilities per category are disclosed in the statement of financial position.

Risk management and investment decisions are made under the guidance and policies approved by the Investment Committee and Board of Trustees. The Investment Committee identifies, evaluates and economically hedges (where appropriate) financial risks associated with the Scheme's investment portfolio. The Investment Committee provides a statement of investment principles for approval by the Board of Trustees.

Investment risk

Investment risk is the risk that the investment value and its related returns on accumulated assets will be insufficient to cover future liabilities. Continuous monitoring takes place to ensure that appropriate assets are held where the Scheme's liabilities are dependent upon the performance of the investment portfolio and that a suitable match of assets exists for all liabilities.

The Scheme's Investment Committee invests funds in line with the Medical Schemes Act 131 of 1998, as amended. Expert advice is obtained from Willis Towers Watson to assist in developing an appropriate investment strategy and portfolio.

Given that the central purpose of the Scheme is to provide medical benefits to members rather than to maximise investment returns, a moderate risk appetite is adopted, on a risk adjusted basis. The Committee believes that the primary objective that the Scheme needs to manage is to earn a sufficient investment return in excess of inflation over a five-year period, without losing focus on downside protection over a one-year period. The Committee believes that risk should be managed in part by holding a diversified portfolio, with a significant proportion of the assets

providing returns that offer protection against inflation over the longer term.

In appointing active managers, the Committee believes that the better investment strategy is to select fundamental research orientated managers with a long-term focus, where the focus is on assessing the intrinsic value of an asset, or buying shares that have strong "value" characteristics (i.e. low price/earnings ratio, high dividend yield, low price to book ratio).

To achieve this goal, the Board has identified that an amount not exceeding the reserves of the Scheme as defined by Regulation 29, will be allocated to a strategic investment portfolio which will be managed by an Investment Committee in conjunction with the Scheme's appointed investment advisors. The balance of the available cash is held in cash and short-term investments to meet the daily operational needs of the Scheme.

The Investment Committee monitors the performance of the Scheme's investments in conjunction with the Scheme's investment advisors to ensure that maximum returns are achieved.

Personal medical savings trust investment risk is the risk that the investment balances and returns on the trust monies will not be sufficient to cover the trust liability. The trust monies are not a direct Scheme risk as these monies belong to the members and are held through trust accounts. However, the Scheme still has an obligation to oversee the investment performance of these trust assets to ensure that the personal medical savings liabilities towards members are sufficiently covered. The Scheme has adopted a conservative investment approach in this regard by investing in low risk bank accounts and money market instruments.

Breakdown of investments

The investments managed by the Investment Committee are split between the following categories in the financial statements:

- Financial assets investments; and
- Cash and cash equivalents.

Financial assets investments

The Scheme invests in various asset classes through linked insurance policies with a registered long-term insurers and through segregated portfolios. The performance of the investments are measured against the Consumer Price Index (CPI) with the objective to outperform CPI as follows over any rolling five-year period:

- Domestic only portfolios - CPI + 3%
- Domestic with global components portfolios - CPI + 4%

To better understand the risks associated with these investments, the following disclosure is presented under each category.

	2025	2024
	R	R
Scheme		
Financial assets at fair value through other comprehensive income:		
- SA listed equity	679 133 962	507 939 804
- SA listed properties	38 807 553	30 748 902
	717 941 516	538 688 705
Financial assets at fair value through profit or loss:		
Scheme		
Listed bonds	217 042 012	257 044 715
Linked insurance policies	1 709 777 066	1 505 979 277
Collective investment schemes	1 818 058 889	1 479 789 830
Money market instruments	365 718 113	256 385 142
	4 110 596 080	3 499 198 964
Personal medical savings account trust monies invested		
Money market instruments	444 770 393	411 709 385
Linked insurance policies	566 068 634	522 727 458
	1 010 839 027	934 436 843

MARKET RISK

Market risk refers to the risk that changes in market prices such as interest rates, equity prices and foreign exchange rates will affect the value of the Scheme's holdings in financial instruments or its income. The objective of the management of market risk is to manage and control market risk exposure within acceptable parameters, while optimising the return on risk.

The insurance liabilities of the Scheme are settled within one year. No insurance liabilities are discounted and therefore changes in market interest rates would not affect the Scheme's surplus or deficit.

Risks identified per investment and cash instrument	Currency Risk	Price Risk	Interest Rate Risk
Segregated portfolio			
- SA Listed equities	-	Yes	-
- Money market instruments	-	-	Yes
Listed bonds	-	-	Yes
- SA Listed properties	-	Yes	Yes
- International fixed interest	Yes	Yes	Yes
Linked insurance policies	-	Yes	Yes
Money market instruments - international	Yes	-	Yes
Money market instruments - local	-	-	Yes
Collective investment schemes	-	Yes	Yes
Cash and cash equivalents.	-	-	Yes

27. FINANCIAL RISK MANAGEMENT REPORT (CONTINUED)

Currency risk

The majority benefits of the Scheme are Rand-denominated and therefore the Scheme does not have material net currency risk on its benefits. The Scheme is however exposed to net currency risk through its foreign investment in international fixed interest funds.

Price risk

The Scheme is indirectly exposed to equity securities price risk, SA properties and commodities because of investments via linked insurance policies.

The Scheme is directly exposed to equity price risk through its segregated portfolios.

This risk is managed by the mandates issued to the investment managers which are utilised by the Scheme. Investment managers are required to invest within the restrictions of Regulation 30 of the Medical Schemes Act. Furthermore, investment risks and exposure are reviewed and assessed on a regular basis by the Investment Committee of the Scheme, management as well as by the Scheme's Investment Advisors - Willis Towers Watson.

Equity sensitivity analysis table

Effect on equity if the listed equities index strengthens/weakens by 10%

	Carrying value at year-end	Effect on equity if the Listed Equities index strengthens/ (weakens) by 10%
	R	R
2025		
SA Listed equities	679 133 962	67 913 396
SA Listed properties	38 807 553	3 880 755
2024		
SA Listed equities	507 939 804	50 793 980
SA Listed properties	30 748 902	3 074 890

Linked insurance policies sensitivity analysis

The Scheme acquired units in linked insurance policies with exposure to assets in domestic equity amongst other asset classes such as interest bearing assets. The value of each unit is calculated as the aggregate market value of all underlying assets at the end of the day, with due allowances being made where applicable for accrued interest and dividend income. From the aggregate market value is deducted any direct costs the manager may incur in the management of the portfolio. The resultant net aggregate market value is then divided by the number of units to derive the Unit Price. The table below shows the effect of changes in the market on the Unit Price.

	Linked Insurance Policies	Percentage effect on amount of Accumulated Funds					
		% Decrease in market			% Increase in market		
		30%	15%	5%	5%	15%	30%
	R	R	R	R	R	R	
2025	1 709 777 066	(512 933 120)	(256 466 560)	(85 488 853)	85 488 853	256 466 560	512 933 120
2024	1 505 979 277	(451 793 783)	(225 896 892)	(75 298 964)	75 298 964	225 896 892	451 793 783

Interest rate risk

The Scheme is exposed to interest rate risk through various interest bearing investments. The cashflow interest rate risk is managed by maintaining an appropriate combination of fixed and floating rate investments.

This risk is managed by regular reviews by the Investment Committee of the Scheme, management as well as by the Scheme's Investment Advisors - Willis Towers Watson. The performance of the investments are measured against the Consumer Price Index (CPI) with the objective to outperform CPI over any rolling five-year period.

Sensitivity analysis table

The following table summarises the Scheme's cash and cash equivalents and financial assets investments that are exposed to interest rate risks, disclosed at carrying amounts and categorised by the earlier of contractual repricing or maturity dates.

	1 - 3 months	4 - 12 months	1 - 5 years	Carrying value at year-end Total
	R	R	R	R
As at 31 December 2025				
Money market instruments				
Scheme	46 455 313	-	319 262 800	365 718 113
Personal medical savings account trust monies invested	100 147 486	344 622 907	-	444 770 393
Listed bonds				
Scheme	52	18 426 989	198 614 970	217 042 012
Linked insurance policies				
Scheme	-	-	1 709 777 066	1 709 777 066
Personal medical savings account trust monies invested	69 465 012	179 473 399	317 130 223	566 068 634
Collective investment schemes	1 347 284 731	325 604 680	145 169 478	1 818 058 889
Cash and cash equivalents				
Scheme	56 440 563	-	-	56 440 563
Personal medical savings account trust monies invested	446 842 029	-	-	446 842 029
Total	2 066 635 187	868 127 975	2 689 954 538	5 624 717 699

A sensitivity analysis has been performed on the effect a 1% increase/decrease in the interest rate would have on the investment income recognised by the Scheme:

	1% increase in interest rate	1% decrease in interest rate
	R	R
Net impact on investment income for all portfolios	(70 599 801)	77 866 183

Interest rate risk is presented to reflect the total interest rate risk exposure of the total portfolio (fair value and cash flow interest rate risk), considering the mix of floating and fixed rate instruments.

28. FINANCIAL RISK MANAGEMENT REPORT (CONTINUED)

	1 - 3 months	4 - 12 months	1 - 5 years	Carrying value at year-end Total
	R	R	R	R
As at 31 December 2024				
Money market instruments				
Scheme	32 738 578	27 125 934	196 624 222	256 488 734
Personal medical savings account trust monies invested	125 219 943	286 489 443	-	411 709 386
Listed bonds				
Scheme	-	12 786 999	244 154 124	256 941 123
Linked insurance policies				
Scheme	-	-	1 505 979 277	1 505 979 277
Personal medical savings account trust monies invested	122 374 772	123 898 133	276 454 553	522 727 458
Collective investment schemes	1 065 059 076	297 647 650	117 083 104	1 479 789 830
Cash and cash equivalents				
Scheme	16 960 129	-	-	16 960 129
Personal medical savings account trust monies invested	340 597 559	-	-	340 597 559
Total	1 702 950 057	747 948 159	2 340 295 280	4 791 193 496

A sensitivity analysis has been performed on the effect a 1% increase/decrease in the interest rate would have on the investment income recognised by the Scheme:

	1% increase in interest rate	1% decrease in interest rate
	R	R
Net impact on investment income for all portfolios	(48 611 118)	50 497 394

Interest rate risk is presented to reflect the total interest rate risk exposure of the total portfolio (fair value and cash flow interest rate risk), considering the mix of floating and fixed rate instruments.

Summary of effective interest rate at year-end across applicable Scheme financial assets.

	2025	2024
	%	%
Financial Assets		
Scheme	6,4%	8,0%
Personal medical savings account trust monies invested	7,6%	8,6%
Cash and cash equivalents		
Scheme	5,8%	6,9%
Personal medical savings account trust monies invested	6,9%	7,8%

Credit risk

Credit risk is the risk that a counterparty will be unable to pay amounts in full when due. The Scheme's principal financial assets are trade and other receivables, investments and cash and cash equivalents.

Exposure to credit risk

The carrying amount of assets represents the maximum credit exposure. The maximum exposure to credit risk at the reporting date was:

	2025	2024
	R	R
Financial assets at fair value through profit or loss	5 329 194 146	4 624 167 673
Scheme	4 110 596 080	3 499 198 964
Personal medical savings account trust monies invested	1 010 839 027	934 436 843
Insurance contract assets	167 623 396	154 593 729
Trade and other receivables	32 224 712	29 411 008
Recovery under reinsurance contract assets	7 910 931	6 527 128
Cash and cash equivalents	503 282 592	357 557 688
Scheme	56 440 563	16 960 129
Personal medical savings account trust monies invested	446 842 029	340 597 559
	5 832 476 738	4 981 725 361

It should be noted that the full value of insurance policies (classified as financial assets at fair value through profit or loss) which have underlying credit and equity assets have been included above.

A. Insurance contract assets

In adoption of IFRS 17, the Scheme account for cash inflows receivables related to current and past service under insurance liabilities.

The main components of insurance contract assets are:

- Receivables for contributions due from members;
- Personal medical saving advances;
- Receivables for amounts recoverable from service providers and members in respect of claims debt and personal medical savings over-utilisation.

The Scheme manages credit risk by:

- Suspending benefits on all member accounts when contributions have not been received for 30 days;
- Terminating benefits on all member accounts when contributions have not been received for 60 days;
- Ageing and pursuing unpaid accounts on a monthly basis;
- Actively pursuing all contributions not received after three days of becoming due, as required by Section 26(7) of the Medical Schemes Act 131 of 1998, as amended.

Contribution receivables are collected by means of debit orders or cash payments. Amounts which are past 120 days or more are not expected to be recovered.

27. FINANCIAL RISK MANAGEMENT REPORT (CONTINUED)

Insurance contract receivables disclosed by quantitative analysis and maximum credit exposure at the end of the year:

	Insurance contracts receivables	Recoveries from members and providers	Total
	R	R	R
2025			
Insurance contracts assets that are neither past due	158 569 645	980 883	159 550 528
Insurance contracts assets that are past due:			
Past due 30 days	1 547 333	1 064 891	2 612 223
Past due 60 days	579 671	1 146 534	1 726 205
Past due 90 days	110 688	1 178 495	1 289 183
Insurance contracts assets that are not expected to be recovered:			
Past due 120 days and more	5 510	11 988 741	11 994 251
	160 812 847	16 359 543	177 172 390
2024			
Insurance contracts assets that are neither past due	145 751 497	1 033 018	146 784 515
Insurance contracts assets that are past due:			
Past due 30 days	1 308 340	1 392 428	2 700 768
Past due 60 days	400 346	1 454 271	1 854 617
Past due 90 days	77 796	1 110 872	1 188 668
Insurance contracts assets that are not expected to be recovered:			
Past due 120 days and more	23 459	11 202 965	11 226 424
	147 561 437	16 193 555	163 754 992

B. Investments

Transactions are limited to high-quality financial institutions and the amount of exposure to any one financial institution is limited.

The Scheme limits its exposure to credit risk by investing in liquid securities and only with counterparties that have a credit rating of no less than Aaa.za as rated by Moody's Ratings. Owing to these high credit ratings the Board of Trustees does not expect any counterparty to fail to meet its obligations. Credit limits per institution are prescribed by Annexure B of the Regulations to the Medical Schemes Act 131 of 1998, as amended, which reduces the risk per individual institution. The utilisation of these credit limits are regularly monitored.

The table below shows the credit limit and balance of cash and cash equivalents as well as money market instruments held at five major counterparties at year-end. No credit limits as per Regulation 30 were exceeded during the reporting period and the Board of Trustees does not expect any losses from non-performance of these counterparties.

Counterparty	Credit rating	2025	Balance	2024	Balance
		Credit limit		Credit limit	
		R	R	R	R
Nedbank	Aaa.za	2 278 529 237	252 719 258	1 899 371 234	203 810 784
ABSA	Aaa.za	2 278 529 237	326 101 095	1 899 371 234	158 859 106
Standard Bank	Aaa.za	2 278 529 237	184 343 354	1 899 371 234	214 033 330
FNB	Aaa.za	2 278 529 237	31 615 993	1 899 371 234	85 185 634
Investec	Aaa.za	2 278 529 237	23 879 964	1 899 371 234	27 931 403

Aaa.za means highest short-term credit quality on the Moody's national scale. It indicates the strongest intrinsic capacity for the timely payment of financial commitments.

C. Cash and cash equivalents

	2025	2024
	R	R
Cash and cash equivalents		
Counterparties with external credit ratings (Moody's)		
Aaa.za	503 282 592	357 557 688
	503 282 592	357 557 688

The Scheme applies the National Scale Short -Term Issue Credit Ratings for its short-term obligations. The rating relates to the capacity of the Scheme to meet its financial obligations.

Aaa.za means highest short-term credit quality on the Moody's national scale. It indicates the strongest intrinsic capacity for the timely payment of financial commitments.

Financial assets

The credit ratings of financial assets are linked to the underlying investment Funds within the segregated portfolios, linked insurance policy and money market instruments. The Scheme's investment portfolios managed by Investec, Allan Gray, Stanlib, Sanlam, NinetyOne, Precient and M&G Investments are all managed in compliance with Annexure B of Regulation 30 of the Medical Schemes Act. As such the per issuer limits per Annexure B applies to all the mandates. The credit rating exposures are monitored by the Scheme's Investment Advisor, Willis Towers Watson, which ensures mandate compliance.

27. FINANCIAL RISK MANAGEMENT REPORT (CONTINUED)

Fair values of financial assets by hierarchy level

Assets measured at fair value: 2025	Level 1	Level 2	Level 3
	R	R	R
Financial assets			
Scheme			
Financial assets at fair value through other comprehensive income:			
Listed shares	679 133 962	-	-
SA Listed properties	38 807 553	-	-
Financial assets at fair value through profit or loss:			
Listed bonds	217 042 012	-	-
Linked insurance policies	-	1 709 777 066	-
Collective investment schemes	-	1 818 058 889	-
Money market instruments	-	365 718 113	-
Personal medical savings account trust monies invested			
Financial assets at fair value through profit or loss:			
Money market instruments	-	444 770 393	-
Linked insurance policies	-	566 068 634	-
	934 983 527	4 904 393 096	-

Fair values of financial assets by hierarchy level

Assets measured at fair value: 2024	Level 1	Level 2	Level 3
	R	R	R
Financial assets			
Scheme			
Financial assets at fair value through other comprehensive income:			
Listed shares	507 939 804	-	-
SA Listed properties	30 748 902	-	-
Financial assets at fair value through profit or loss:			
Listed bonds	257 044 715	-	-
Linked insurance policies	-	1 505 979 277	-
Collective investment schemes	-	1 479 789 830	-
Money market instruments	-	256 385 142	-
Personal medical savings account trust monies invested			
Financial assets at fair value through profit or loss:			
Money market instruments	-	411 709 385	-
Linked insurance policies	-	522 727 458	-
	795 733 420	4 176 591 092	-

Analysis of carrying amounts of assets and liabilities per category

The Scheme invests in funds whose objectives range from achieving medium to long-term capital growth and whose investment strategy does not include the use of leverage. The funds are managed by unrelated asset managers and apply various investment strategies to accomplish their respective investment objectives.

	Cash and cash equivalents	Financial assets	Trade and other receivables	Trade payables and other payables	Insurance contract assets and liabilities	Total carrying amount
	R	R	R	R	R	R
2025						
Investments						
- Financial assets at fair value through FVOCI	-	717 941 516	-	-	-	717 941 516
- Financial assets at FVTPL	-	4 110 596 080	-	-	-	4 110 596 080
Personal medical savings account trust investment						
- Financial assets at FVTPL	-	1 010 839 027	-	-	-	1 010 839 027
Cash and cash equivalents						
- Scheme	56 440 563	-	-	-	-	56 440 563
- Personal medical savings account trust investment	446 842 029	-	-	-	-	446 842 029
Trade and other receivables	-	-	32 224 712	-	-	32 224 712
Reinsurance contract assets	-	-	-	-	167 623 396	167 623 396
Insurance liability attributable to members for future benefits	-	-	-	-	(4 588 214 682)	(4 588 214 682)
Insurance liability attributable to current members	-	-	-	-	(1 952 087 502)	(1 952 087 502)
Reinsurance contract liabilities	-	-	-	-	(3 290 149)	(3 290 149)
Trade and other payables	-	-	-	(44 496 150)	-	(44 496 150)
	503 282 592	5 839 376 623	32 224 712	(44 496 150)	(6 375 968 936)	(45 581 159)

27. FINANCIAL RISK MANAGEMENT REPORT (CONTINUED)

	Cash and cash equivalents	Financial assets	Trade and other receivables	Trade payables and other payables	Insurance contract assets and liabilities	Total carrying amount
	R	R	R	R	R	R
2024						
Investments						
- Financial assets at fair value through FVOCI	-	538 688 705	-	-	-	538 688 705
- Financial assets at FVTPL	-	3 499 198 964	-	-	-	3 499 198 964
Personal medical savings account trust investment						
- Financial assets at FVTPL	-	934 436 843	-	-	-	934 436 843
Cash and cash equivalents						
- Scheme	16 960 129	-	-	-	-	16 960 129
- Personal medical savings account trust investment	340 597 559	-	-	-	-	340 597 559
Trade and other receivables	-	-	29 411 008	-	-	29 411 008
Reinsurance contract assets	-	-	-	-	154 593 729	154 593 729
Insurance liability attributable to members for future benefits	-	-	-	-	(3 619 568 129)	(3 619 568 129)
Insurance liability attributable to current members	-	-	-	-	(1 901 976 750)	(1 901 976 750)
Reinsurance contract liabilities	-	-	-	-	(2 591 612)	(2 591 612)
Trade and other payables	-	-	-	(35 551 558)	-	(35 551 558)
	357 557 688	4 972 324 512	29 411 008	(35 551 558)	(5 369 542 762)	(45 801 111)

Analysis of carrying amounts of assets and liabilities per category

Insurance receivables and payables included amounts due from/to:

- Contribution debtors
- Brokers
- MVA recoveries
- Recoveries from members for co-payments
- Provider balances
- Member balances excluding balances arising from personal medical savings accounts
- Reported claims not yet paid

The Scheme's maximum exposure to loss from its interests in funds is equal to the total fair value of its investments in the funds. Once the Scheme has disposed of its shares in a fund, it ceases to be exposed to any risk from that fund.

Pooled Investment Funds excluding personal medical savings account trust monies invested (Unconsolidated Structured Entities)

The Scheme's investments are subject to the terms and conditions of the respective fund's offering documentation and are susceptible to market price risk arising from uncertainties about future values of the funds. The investment manager makes investment decisions after extensive due diligence of the underlying funds, its strategy and the overall quality of the underlying fund's manager. All of the Scheme's funds in the investment portfolio are managed by portfolio managers who are compensated by the Scheme for their services. Such compensation generally consists of an asset-based fee and a performance-based incentive fee and is reflected in the valuation of the Scheme's investments in each of the funds.

The right of the Scheme to request redemption of its investments in funds ranges in frequency from weekly to annually. The exposure to investments in funds at fair value, by strategy employed, is disclosed in the following table:

Strategy	Total pool of investee funds	Fair value of asset investment at 31 December 2025*	% of net assets attributable to holders of units **
	R	R	%
2025			
Allan Gray Linked Insurance Policy			
Absolute mandate portfolios investing in various instruments	3 040 400 681	672 339 893	22,11%
Prescient Linked Insurance Policy			
Absolute mandate portfolios investing in various instruments	118 600 912 845	675 522 759	0,57%
Ninety One Market Fund Class F			
Conservative maturity profile investing in money market instruments	35 604 139 774	729 002 074	2,05%
Ninety One High Income Fund Class A			
Conservative maturity profile investing in money market instruments	31 728 105 526	618 282 656	1,95%
Ninety One Stable Money Market			
Stable returns over the medium term, with a focus on conservative money market instruments	2 363 296 625	8 037 784	0,34%
Ninety One Stable Income	254 796 489	254 783 847	100,00%
Ninety One Multi Asset Credit Stable	276 536 023	99 092 782	35,83%
Stanlib Unit Trusts	64 907 057 255	325 604 680	0,50%
M&G Corporate Bond Fund	7 928 929 799	13 329 093	0,17%
M&G High Interest Fund	12 393 064 198	87 634 574	0,71%
M&G Global Fixed Income Fund	427 514 624	44 205 811	10,34%
	277 524 753 838	3 527 835 955	

Strategy	Total pool of investee funds	Fair value of asset investment at 31 December 2024*	% of net assets attributable to holders of units **
2024	R	R	%
Allan Gray Linked Insurance Policy			
Absolute mandate portfolios investing in various instruments	3 183 032 808	581 360 202	18.26%
Prescient Linked Insurance Policy			
Absolute mandate portfolios investing in various instruments	105 600 000 000	584 785 456	0.55%
Ninety One Market Fund Class F			
Conservative maturity profile investing in money market instruments	37 059 722 807	497 699 077	1.34%
Ninety One High Income Fund Class A			
Conservative maturity profile investing in money market instruments	25 778 000 148	567 359 999	2.20%
Ninety One Stable Money Market			
Stable returns over the medium term, with a focus on conservative money market instruments	1 966 068 783	7 425 005	0.38%
Ninety One Stable Income	226 517 483	226 459 452	99.97%
Ninety One Multi Asset Credit Stable	278 991 955	105 949 163	37.98%
Stanlib Unit Trusts	60 067 088 742	297 647 650	0.50%
M&G Corporate Bond Fund	5 591 013 080	6 462 538	0.12%
M&G High Interest Fund	10 461 090 887	72 535 877	0.69%
M&G Global Fixed Income Fund	407 736 064	38 084 689	9.34%
	250 619 262 756	2 985 769 107	

*The fair value of financial assets is included in financial assets in the statement of financial position.

**This represents the entity's percentage interest in the total net assets of the investee funds.

The fair value of publicly traded financial instruments held as financial assets securities is based on quoted market prices at the statement of financial position date. The quoted market price used for financial assets held by the Scheme is the current bid price.

27. FINANCIAL RISK MANAGEMENT REPORT (CONTINUED)

Liquidity risk

Prudent liquidity risk management implies maintaining sufficient cash and marketable securities to ensure that the Scheme has the ability to fund its day-to-day operations. The Scheme manages liquidity risk by monitoring forecast cash flows and ensuring that adequate free cash is available.

The contractual maturities of liabilities at reporting date are tabled below.

As at 31 December 2025	1 - 3 months	4 - 12 months	1 - 5 years	Total
	R	R	R	R
LIABILITIES				
Insurance liability attributable to members for future benefits	-	-	4 588 214 682	4 588 214 682
Insurance liability attributable to current members	295 482 714	1 488 981 392	-	1 784 464 106
Reinsurance contract liabilities	3 290 149	-	-	3 290 149
Trade and other payables	44 496 150	-	-	44 496 150
Total liabilities	343 269 012	1 488 981 392	4 588 214 682	6 420 465 086

As at 31 December 2024	1 - 3 months	4 - 12 months	1 - 5 years	Total
	R	R	R	R
LIABILITIES				
Insurance liability attributable to members for future benefits	-	63 435 925	3 556 132 204	3 619 568 129
Insurance liability attributable to current members	433 175 686	1 314 207 335	-	1 747 383 021
Reinsurance contract liabilities	6 527 128	-	-	6 527 128
Trade and other payables	35 551 558	-	-	35 551 558
Total liabilities	475 254 372	1 377 643 260	3 556 132 204	5 409 029 836

	2025	2024
	R	R
Cash and cash equivalents		
Cash and cash equivalents consist of the following:		
Current accounts	497 344 432	352 070 079
Scheme	50 502 403	11 472 520
Personal medical savings account trust monies invested	446 842 029	340 597 559
Deposits on call account	5 938 160	5 487 609
Scheme	5 938 160	5 487 609
Total	503 282 592	357 557 688

For Other Assets - Refer to Sensitivity Analysis on page 57.

Legal risk

Legal risk is the risk that the Scheme will be exposed to contractual obligations which have not been provided for. At 31 December 2025 the Scheme did not consider there to be any significant concentration of legal risk that had not been provided for.

Capital adequacy risk

The Scheme's objectives for managing capital are to maintain the capital requirements as prescribed by the Medical Schemes Act 131 of 1998, as amended, and to safeguard the ability of the Scheme to continue as a going concern for the benefit of its stakeholders.

Regulation 29(2) of the Medical Schemes Act 131 of 1998, as amended, requires a minimum solvency ratio of accumulated funds expressed as a percentage of gross insurance revenue of 25%.

The solvency ratio was 35.14% of gross insurance revenue from contracts measured under the PAA at 31 December 2025 and 33.23% at 31 December 2024.

The calculation of the regulatory capital requirement is set out below.

	2025	2024
	R	R
Insurance liability attributable to members for future benefits	4 588 214 682	3 619 568 129
Less: Unrealised investment gains	(1 174 857 801)	(785 454 225)
Accumulated funds as per Regulation 29	<u>3 413 356 880</u>	<u>2 834 113 905</u>
Gross insurance revenue from contracts measured under the PAA	9 712 383 049	8 528 023 424
Solvency ratio calculated as the ratio of accumulated funds/Gross insurance revenue from contracts measured under the PAA x 100	35.14%	33.23%

The Board of Trustees' policy is to maintain a strong capital base so as to maintain member and market confidence and to sustain future development of the Scheme. Given the current financial health of the Scheme, the Board's target is a solvency of no less than 30% based on the statutory calculation as a percentage of annual gross contributions.


29. GOING CONCERN

The Scheme's objectives for managing capital are to maintain the capital requirements as prescribed by the Medical Schemes Act 131 of 1998, as amended, and to safeguard the ability of the Scheme to continue as a going concern for the benefit of its stakeholders.

30. EVENTS SUBSEQUENT TO THE STATEMENT OF FINANCIAL POSITION DATE

No material events took place between the Statement of Financial Position as at 31 December 2025 and the date of this report.

"The tiny seed knew that in order to grow it needed to be dropped in dirt, covered in darkness, and struggle to reach the light" – Sandra Kring



"In the right light, at the right time, everything is extraordinary"
– Aaron Rose



Disclaimer: Whilst Bestmed has taken all reasonable care in compiling the Highlights of Bestmed's Financial Statements, we cannot accept liability for any errors or omissions contained herein. Please note that should a dispute arise, the audited Financial Statements in Bestmed's Annual Report 2025 which will be available on our website shall prevail. Please visit www.bestmed.co.za for the complete liability and responsibility disclaimer for the Bestmed Medical Scheme Annual Report as well as our terms and conditions.

© Bestmed Medical Scheme
Bestmed is a registered medical scheme (Reg. no. 1252) and an Authorised Financial Services Provider.
(FSP no. 44058). www.bestmed.co.za

bestMed
personally yours